

SKYW SKYWEST, INC.

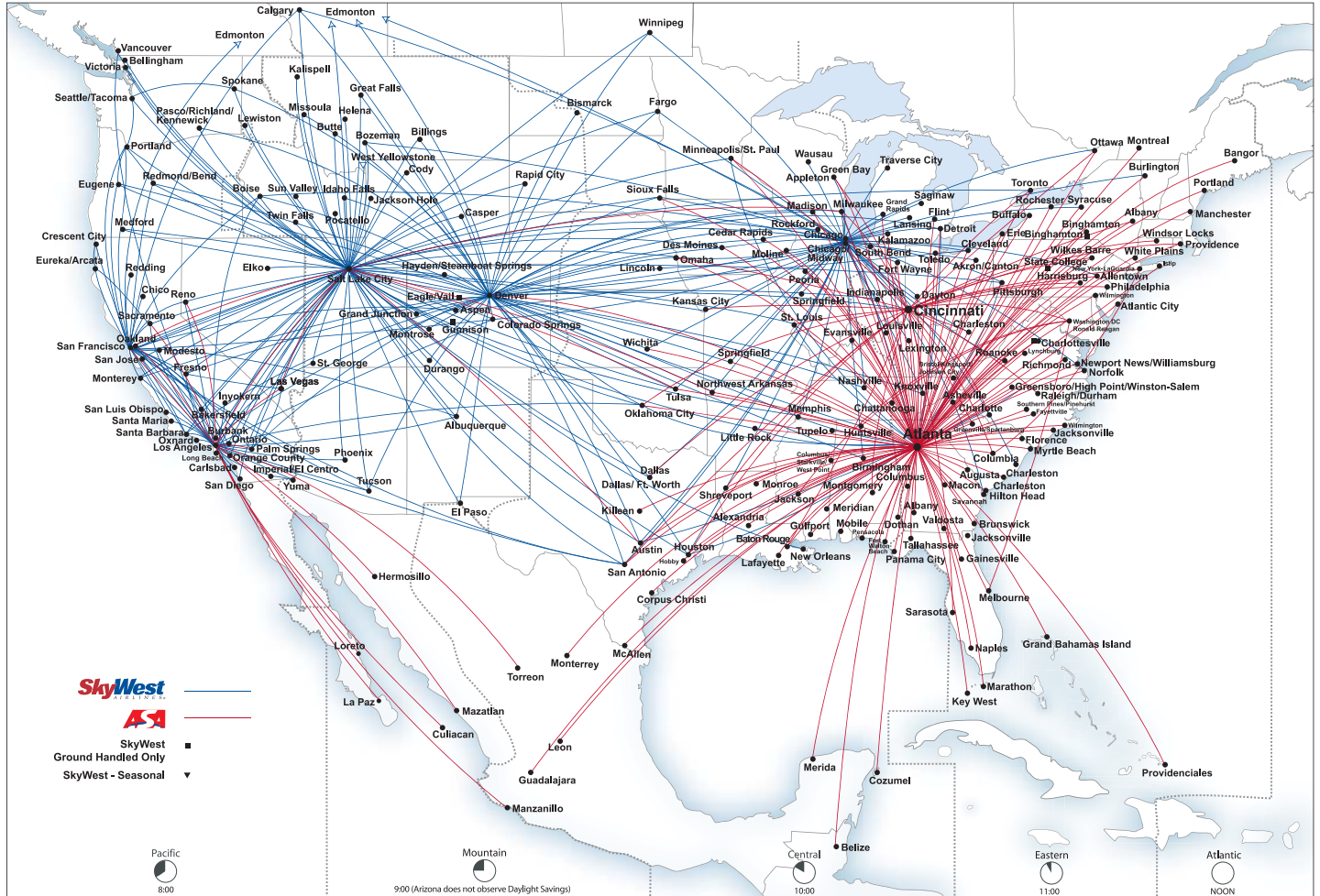
Annual Report
2 0 0 6



SKYWEST, INC.



CURRENT COMBINED ROUTE SYSTEM



EFFECTIVE MARCH 2007

SkyWest Airlines, based in St. George, Utah, and ASA, based in Atlanta, Georgia, are wholly-owned subsidiaries of SkyWest, Inc. SkyWest Airlines operates as United Express and Delta Connection carriers under contractual agreements with United Airlines and Delta Air Lines. ASA operates as a Delta Connection carrier under a contractual agreement with Delta Air Lines. System-wide, SkyWest serves a total of approximately 233 cities in the United States, Canada, Mexico and the Caribbean, with approximately 2,520 daily departures. Additional information regarding SkyWest can be accessed at www.skywest.com.

To our Shareholders

I'm happy to report that for calendar 2006 we continued to execute on our strategy of additional regional jet growth, expanded profitability and continued cost improvement. This is yet another year, in a string of many, where we have been able to add additional regional jet capacity to our business model and do it profitably. We have also continued to integrate the acquisition of ASA that we completed late in 2005, and successfully deal with the challenges associated on the acquisition.

During the year ended December 31, 2006, we acquired 24 new regional jet aircraft consisting of 15 CRJ700's and 9 CRJ900's that we added to our SkyWest Airlines operations. Additionally, we added 6 previously owned CRJ200 aircraft to our Atlantic Southeast Airlines (ASA) operations. As a result of adding a total of 30 regional jet aircraft to our combined fleet, we were able to generate \$3.1 billion dollars in total operating revenues, \$145.8 million of net income or \$2.30 per diluted share. Our earnings per diluted share increased 21% compared to our 2005 performance. By year end, our combined companies generated approximately 2,400 daily departures to 229 destinations in the United States, Canada, Mexico and the Caribbean. We also had a combined total fleet of 410 aircraft, which we believe is the 5th largest operating fleet in the world for scheduled airline operators.

During 2006, fuel costs increased, year over year, at a rate of 7.4% with average cost per gallon of fuel moving from \$2.06 per gallon to \$2.20 per gallon. In spite of this increase in the largest absolute dollar cost component of our operating costs, our total cost per available seat mile increased slightly to \$.143 for 2006 from \$.141 for 2005. In fact after excluding fuel costs, which are passed through 100% to our major partners, our cost per available seat mile reduced 2.1% to \$.093 for 2006 from \$.095 for 2005. The slight reduction is the result of continuing to add regional jet capacity to our fleet that typically fly longer stage lengths at lower overall unit costs.

As mentioned previously, our combined fleet consisted of 410 aircraft as of December 31, 2006 that breaks down as follows: 1) 336 regional jets (118 United and 218 Delta), 2) 62 EMB-120 aircraft (48 United and 14 Delta) and 3) 12 ATR72 aircraft (all Delta). Based on recent developments late in 2006, we expect to acquire 31 additional regional jet aircraft during 2007 to supply contracted capacity needs for our partners.

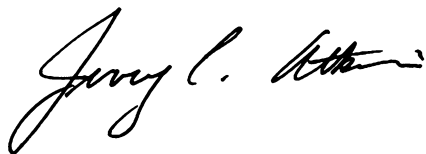
Late in the calendar 2006 year we had two very positive developments that helped to build our business for 2007 and beyond. First, Delta awarded us 12 CRJ700 regional jet aircraft that were previously operated by their wholly owned subsidiary Comair. We began taking delivery of these aircraft in January 2007 with all 12 aircraft scheduled to be delivered to us by April 2007. Second, we announced a new airline services agreement with Midwest Airlines for up to 25 CRJ200 aircraft. Initially we will operate these aircraft, primarily in Midwest's hubs of Milwaukee and Kansas City, with deliveries beginning in March 2007 and ramping up to 15 aircraft by October 2007. We are currently sourcing aircraft in the market to be able to meet our contract needs.

At December 31, 2006, we reported \$651.9 million of cash and marketable securities. I'm pleased with this result since we started the year with \$324.5 million after spending \$476.6 million on the ASA acquisition during the 2005 time frame. As a result of primarily operating activities and completing a successful equity offering during 2006, we were able to increase our liquidity position and add \$327.4 million of cash and marketable securities to our balance sheet. Our long-term debt at December 31, 2006 was \$1.67 billion compared to \$1.42 billion at the end of 2005, consistent with our refinancing of ASA short term obligations, new aircraft deliveries financed with long-term debt and normal recurring long-term debt reductions. We currently anticipate that our liquidity position will build during 2007 as part of our normal operations.

Amidst the positive results generated, our continued growth and adding new partners we continue to have challenges to address. During 2007, we will be committed to improving the quality of both our operating platforms by improving our completion and on-time performance factors. We were not able to make as much progress on these items with regards to our ASA operating company and SkyWest Airlines did not perform in accordance with its usually high operating standards. We are also committed to bringing

closure to our ASA open pilot agreement and we continue negotiations with the objective of completing an agreement that is market based and allows us to fulfill our contractual commitments related to our capacity purchase agreement with Delta. Additionally, we continue to identify and develop opportunities that will continue to add shareholder value, allow us to be an employer of choice and offer the highest quality of service to our customers.

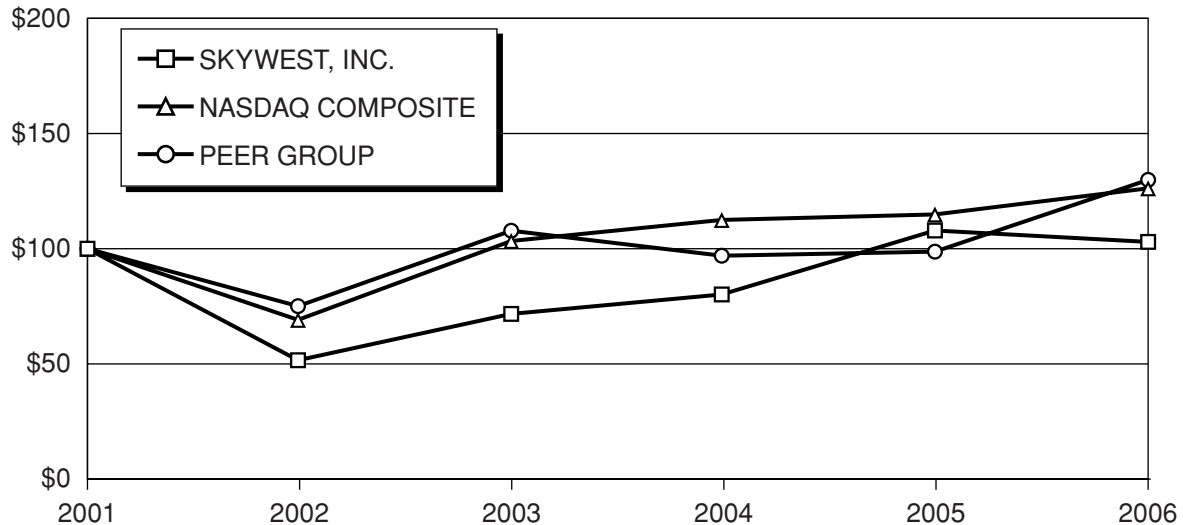
Sincerely,

A handwritten signature in black ink, appearing to read "Jerry C. Atkin", with a stylized flourish at the end.

Jerry C. Atkin
Chairman and Chief Executive Officer

PERFORMANCE GRAPH

Set forth below is a graph comparing the cumulative shareholder return on SkyWest common stock from December 31, 2001 through December 31, 2006 against the cumulative total return on the Composite Index for the Nasdaq Stock Market (U.S. Companies) and a peer group index composed of passenger airlines, the members of which are identified below (the “Peer Group”) for the same period. The following graph assumes an initial investment of \$100.00 with dividends reinvested.



Company Name / Index	Base Period Dec01	INDEXED RETURNS Years Ending				
		Dec02	Dec03	Dec04	Dec05	Dec06
SKYWEST INC	100	51.60	71.71	80.15	107.91	102.96
NASDAQ COMPOSITE	100	69.13	103.36	112.49	114.88	126.22
PEER GROUP	100	75.08	107.81	96.97	98.73	129.88

The Peer Group consists of regional and major passenger airlines with U. S. operations that have equity securities traded on the Nasdaq Stock Market. The members of the Peer Group are: ABX Air, Inc.; Ace Aviation Holdings Inc.; Air T, Inc.; Delta Air Lines, Inc.; Deutsche Lufthansa AG; FLYi, Inc.; Frontier Airlines, Inc.; Great Lakes Aviation Ltd.; Japan Airlines Corp - ADR; JetBlue Airways Corp.; MAIR Holdings, Inc.; Mesa Air Group, Inc.; Northwest Airlines Corp.; Pinnacle Airlines Corp.; Republic Airways Holdings Inc.; River Hawk Aviation Inc.; Ryanair Holdings PLC - ADR; SkyWest, Inc.; and UAL Corp.

(This page has been left blank intentionally.)

**UNITED STATES
SECURITIES AND EXCHANGE COMMISSION**

Washington, D.C. 20549

FORM 10-K

☒ **ANNUAL REPORT PURSUANT TO SECTION 13 OR 15 (d) OF THE
SECURITIES EXCHANGE ACT OF 1934**

For the fiscal year ended December 31, 2006

OR

☐ **TRANSITION REPORT PURSUANT TO SECTION 13 OR 15 (d) OF THE
SECURITIES EXCHANGE ACT OF 1934**

For the transition period from _____ to _____

Commission File No. 0-14719

SKYWEST, INC.

Incorporated under the Laws of Utah

87-0292166

(IRS Employer ID No.)

444 South River Road
St. George, Utah 84790
(435) 634-3000

Securities Registered Pursuant to Section 12(b) of the Act: **None**

Securities Registered Pursuant to Section 12(g) of the Act:

Common Stock, No Par Value

Indicate by check mark if the registrant is a well-known seasoned issuer, as defined in Rule 405 of the Securities Act. Yes ☒ No ☐

Indicate by check mark if the registrant is not required to file reports pursuant to Section 13 or Section 15(d) of this Act. Yes ☐ No ☒

Indicate by check mark whether the registrant (1) has filed all documents and reports required to be filed by Section 13 or 15(d) of the Securities Exchange Act of 1934 during the preceding 12 months (or such shorter period that the Registrant was required to file such reports) and (2) has been subject to such filing requirements for the past 90 days. Yes ☒ No ☐

Indicate by check mark if disclosure of delinquent filers pursuant to Item 405 of Regulation S-K is not contained herein, and will not be contained, to the best of registrant's knowledge, in the definitive proxy statement incorporated by reference in Part III of this Form 10-K, or any amendment to this Form 10-K. ☐

Indicate by check mark whether the registrant is a large accelerated filer, an accelerated filer, or a non-accelerated filer. See definition of "accelerated filer and large accelerated filer" in Rule 12b-2 of the Exchange Act. Large accelerated filer ☒ Accelerated filer ☐ Non-accelerated filer ☐.

Indicate by check mark whether the registrant is a shell company (as defined in Rule 12b-2 of the Exchange Act). Yes ☐ No ☒

The aggregate market value of the registrant's common stock held by non-affiliates (based upon the closing sale price of the registrant's common stock on The Nasdaq National Market) on June 30, 2006 was approximately \$1,579,491,887.

As of February 23, 2007, there were 64,345,650 shares of the registrant's common stock outstanding.

Documents Incorporated by Reference

Portions of the registrant's proxy statement to be used in connection with the solicitation of proxies in connection with the Registrant's 2007 Annual Meeting of Shareholders are incorporated by reference in Part III as specified.

SKYWEST, INC.
ANNUAL REPORT ON FORM 10-K
TABLE OF CONTENTS

	<u>Page No.</u>
PART I	
Cautionary Statement Concerning Forward Looking Statements	3
Item 1. Business	4
Item 1A. Risk Factors	16
Item 1B. Unresolved Staff Comments	25
Item 2. Properties	25
Item 3. Legal Proceedings	28
Item 4. Submission of Matters to a Vote of Security Holders	28
PART II	
Item 5. Market for Registrant’s Common Equity, Related Stockholder Matters and Issuer Purchases of Equity Securities	29
Item 6. Selected Financial Data	29
Item 7. Management’s Discussion and Analysis of Financial Condition and Results of Operations	32
Item 7A. Quantitative and Qualitative Disclosures About Market Risk	44
Item 8. Financial Statements and Supplementary Data	44
Item 9. Changes in and Disagreements with Accountants on Accounting and Financial Disclosure	69
Item 9A. Controls and Procedures	69
Item 9B. Other Information	73
PART III	
Item 10. Directors, Executive Officers and Corporate Governance	73
Item 11. Executive Compensation	73
Item 12. Security Ownership of Certain Beneficial Owners and Management and Related Stockholder Matters	73
Item 13. Certain Relationships and Related Transactions	73
Item 14. Principal Accountant Fees and Services	73
PART IV	
Item 15. Exhibits and Financial Statement Schedules	73
Signatures	78

PART I

Unless otherwise indicated, “SkyWest,” “we,” “us,” “our” and similar terms refer to SkyWest, Inc. and our subsidiaries; “SkyWest Airlines” refers to our wholly-owned subsidiary, SkyWest Airlines, Inc.; and “ASA” refers to our wholly-owned subsidiary, Atlantic Southeast Airlines, Inc.

Cautionary Statement Concerning Forward-Looking Statements

Certain of the statements contained in this Annual Report on Form 10-K should be considered “forward-looking statements” within the meaning of the Private Securities Litigation Reform Act of 1995. These forward-looking statements may be identified by words such as “may,” “will,” “expect,” “intend,” “anticipate,” “believe,” “estimate,” “plan,” “project,” “could,” “should,” “hope,” “likely,” and “continue” and similar terms used in connection with statements regarding our outlook, the revenue environment, our contract relationships, and our expected financial performance. These statements include, but are not limited to, statements about the benefits of our acquisition of ASA, including our future financial and operating results, our plans for SkyWest Airlines and ASA, our objectives, expectations and intentions and other statements that are not historical facts. You should also keep in mind that all forward-looking statements are based on our existing beliefs about present and future events outside of our control and on assumptions that may prove to be incorrect. If one or more risks identified in this Report, or any applicable filings materializes, or any other underlying assumptions prove incorrect, our actual results may vary materially from those anticipated, estimated, projected, or intended. These risks and uncertainties include, but are not limited to, those described below in Item 1A., Risk Factors, and the following:

- our ability to achieve anticipated potential benefits with respect to our acquisition of ASA;
- our ability to obtain and maintain financing necessary for operations and other purposes;
- our ability to maintain adequate liquidity;
- the impact of high fuel prices on the airline industry;
- the impact of global instability, including the continued impact of the United States military presence in foreign countries, the September 11, 2001 terrorist attacks and the potential impact of future hostilities, terrorist attacks or other global events;
- our ability to attract and retain code-share partners;
- changes in our code-share relationships;
- the cyclical nature of the airline industry;
- competitive practices in the airline industry, including significant fare-restructuring activities, capacity reductions and bankruptcy and other airline restructurings by major and regional carriers, including Delta Air Lines (“Delta”) and United Air Lines (“United”);
- global and national economic conditions;
- labor costs;
- security-related and insurance costs;
- weather conditions;
- government legislation and regulation;
- unfavorable resolution of negotiations with municipalities for the leasing of facilities;
- relations with ASA’s unionized employees and the impact and outcome of labor negotiations;

- unionization efforts among SkyWest Airlines' employees; and
- other risks and uncertainties listed from time to time in our reports filed with the SEC.

There may be other factors that may affect matters discussed in the forward-looking statements, and may also cause actual results to differ materially from those discussed. We assume no obligation to publicly update any forward-looking statement to reflect actual results, changes in assumptions or changes in other factors affecting these statements other than as required by law.

ITEM 1. BUSINESS

General

We are a holding company that operates two independent, wholly-owned subsidiaries, SkyWest Airlines and ASA. SkyWest Airlines and ASA are regional airlines offering scheduled passenger service with over 2,400 daily departures to 229 destinations in the United States, Canada, Mexico and the Caribbean. Substantially all of our flights are operated as either Delta Connection or United Express under code-share arrangements with Delta or United, with significant presence in their key domestic hubs and focus cities. SkyWest Airlines and ASA generally provide regional flying to our partners under long-term, fixed-fee code-share agreements. Among other features of our fixed-fee agreements, our partners generally reimburse us for specified direct operating expenses (including fuel expense, which is passed through to our partners), and pay us a fee for operating the aircraft.

SkyWest Airlines and ASA have developed industry-leading reputations for providing quality, low-cost regional airline service during their long operating histories—SkyWest Airlines has been flying since 1972 and ASA since 1979. As of December 31, 2006, our consolidated fleet consisted of a total of 410 aircraft, of which 244 were in service with Delta and 166 were in service with United. We currently operate one type of regional jet aircraft in three different configurations, the 40- and 50-seat Bombardier CRJ200 Regional Jet (the “CRJ200”), the 70-seat Bombardier CRJ700 Regional Jet (the “CRJ700”) and the 70-90-seat Bombardier CRJ900 Regional Jet (the “CRJ900”), and two types of turboprop aircraft, the 30-seat Embraer Brasilia EMB-120 turboprop (the “Brasilia turboprop”) and the 66-seat Avions de Transport 72-210 turboprop (the “ATR-72 turboprop”). SkyWest Airlines and ASA have combined firm orders to acquire eight additional new CRJ900s to be flown for Delta. Additionally, SkyWest Airlines and ASA have plans to place into service 15 additional CRJ200s and 12 additional CRJ700s during the year ending December 31, 2007. In addition, we have options to acquire 38 additional Bombardier Regional Jets over the next two years. We believe the option aircraft, which range in seating configurations between 50 and 90 seats, position us to capitalize on additional growth opportunities with our existing and other potential code-share partners. Of those additional aircraft, we anticipate that the 12 CRJ700s will be subleased from Delta, 11 CRJ200s will be provided through short-term lease arrangements with third parties and SkyWest Airlines will provide four CRJ200s which are currently operated as spare aircraft.

On September 7, 2005, we completed the acquisition of ASA from Delta. We believe the combination of SkyWest Airlines and ASA presents our company with opportunities for growth through our two geographically-focused regional airline platforms – SkyWest Airlines in the Western United States and ASA in the Eastern United States. We now provide the vast majority of regional airline service for Delta in Atlanta, its most important eastern hub, and Salt Lake City, its most important western hub. In connection with the ASA acquisition, we established separate, but substantially similar, long-term fixed-fee Delta Connection Agreements with Delta for both SkyWest Airlines and ASA. We also obtained control of 29 gates in the Hartsfield-Jackson International Airport located in Atlanta, from which we currently provide service to Delta. Delta has committed to provide to us opportunities to utilize 20 additional regional jets in our fleet by the end of 2007. Delta has also agreed that, starting in 2008, ASA will have the right to maintain its percentage of total Delta Connection flights that it has in 2007, so long as its bids for additional regional flying are competitive with other regional carriers.

We were incorporated in Utah in 1972. Our principal executive offices are located at 444 South River Road, St. George, Utah 84790, and our primary telephone number is (435) 634-3000. We maintain an Internet web site at www.skywest.com. Our website provides a link to the web site of the SEC, through which our annual, quarterly and current reports, as well as amendments to those reports, are available. In addition, we provide electronic or paper copies of our filings free of charge upon request.

Our Operating Platforms

SkyWest Airlines

SkyWest Airlines provides regional jet and turboprop service in the Western United States with the exception of flying provided to United out of its Chicago (O'Hare) hub. SkyWest Airlines offered approximately 1,600 daily scheduled departures as of December 31, 2006, of which approximately 1,200 were United Express flights and approximately 400 were Delta Connection flights. SkyWest Airlines' operations are conducted from hubs located in Chicago (O'Hare), Denver, Los Angeles, San Francisco and Salt Lake City. SkyWest Airlines' fleet as of December 31, 2006 consisted of nine 70-90-seat CRJ900s, all of which were flown for Delta, 61 70-seat CRJ700s, of which 52 were flown for United and nine for Delta; 123 50-seat CRJ200s, of which 66 were flown for United and 57 were flown for Delta, and 62 30-seat Brasilia turboprops, of which 48 were flown for United and 14 were flown for Delta. SkyWest Airlines currently conducts its Delta code-share operations pursuant to the terms of an Amended and Restated Delta Connection Agreement which obligates Delta to compensate SkyWest Airlines for its direct costs associated with operating Delta Connection flights, plus a payment based on block hours flown (the "SkyWest Airlines Delta Connection Agreement"). In addition, the SkyWest Airlines Delta Connection Agreement provides for us to increase our profitability if we reduce our total costs. SkyWest Airlines' United code-share operations are conducted under a United Express Agreement pursuant to which SkyWest Airlines is paid primarily on a fee-per-completed block hour and departure basis plus a margin based on performance incentives (the "United Express Agreement"). Under the United Express Agreement, excess margins over certain percentages must be returned or shared with United, depending on various conditions.

On December 20, 2006, SkyWest Airlines entered into an Airlines Services Agreement with Midwest Airlines, Inc ("Midwest"). Under the terms of the Airlines Services Agreement, SkyWest Airlines has agreed to operate up to 25 CRJ200s. The initial 15 aircraft are scheduled for delivery beginning in April 2007 and continuing through October 2007. Delivery dates of additional aircraft, if any, will be determined at a later date. Pursuant to the Midwest agreement, Midwest has agreed to pay SkyWest Airlines primarily on a fee-per-completed block hour and a fee-per-aircraft in service basis. We anticipate that the aircraft placed in service for Midwest will serve markets from Midwest's current hubs in Milwaukee and Kansas City.

ASA

ASA provides regional jet service primarily in the United States east of the Mississippi River. ASA offered more than 750 daily scheduled departures as of December 31, 2006, all of which were Delta Connection flights. ASA's operations are conducted primarily from hubs located in Atlanta, Salt Lake City and Cincinnati. ASA's fleet as of December 31, 2006, all of which were flown for Delta, consisted of 31 70-seat CRJ700s, 112 40 and 50-seat CRJ200s, and 12 ATR-72 turboprops (which we expect to remove from service by December 2008). Under the terms of the Second Amended and Restated Delta Connection Agreement executed by ASA and Delta (the "ASA Delta Connection Agreement"), Delta has agreed to compensate ASA for its direct costs associated with operating Delta Connection flights, plus, if ASA completes a certain minimum percentage of its Delta Connection flights, a specified margin on such costs. Additionally, the ASA Delta Connection Agreement provides for incentive compensation upon

satisfaction of certain performance goals. Under the ASA Delta Connection Agreement, excess margins over certain percentages must be returned or shared with Delta, depending on various conditions.

Growth Opportunities

During the five years ended December 31, 2006, our total operating revenues expanded at a compounded annual rate of 41.6% and the number of daily flights we operated increased from approximately 1,000 at the end of 2002 to approximately 2,400 as of December 31, 2006. With the exception of our acquisition of ASA, our growth during that five-year period was internally generated. We believe there are additional opportunities for expansion of our operations, consisting primarily of:

- *Delivery of Aircraft Under Firm Order.* We have firm orders to acquire eight additional new CRJ900s. In addition, we intend to operate 11 additional CRJ200s through third-party lease arrangements and sublease 12 additional CRJ700s from Delta during the year ending December 31, 2007. Additionally, we expect to place four owned CRJ200 spare aircraft into service in 2007. We have agreements with Delta or Midwest to place all 35 of these aircraft into revenue service, under long-term, fixed-fee contracts.
- *Potential Opportunities from Delta's Restructuring.* We believe that as Delta restructures its fleet under bankruptcy protection, there may be new regional flying contracts that become available for qualified regional carriers. ASA holds certain rights to maintain its proportion of overall Delta regional flights, as well as its proportion of Delta's regional flights to and from Atlanta. This may help ASA compete for new flying mandates, if any, that come into existence at Delta.
- *Scope Clause Relief.* "Scope clauses" are elements of major airlines' labor contracts with their own pilots that place restrictions on the number and size of aircraft, or the amount of flight activity, that can be operated by major airlines' regional airline contractors such as ASA and SkyWest Airlines. Greater liberalization of scope clauses generally creates more business opportunities for regional airlines. Since 2001, five major national airlines (American Airlines, Inc. ("American"), Delta, Northwest Airlines, Inc. ("Northwest"), United and US Airways, Inc. ("US Airways")) have achieved some scope clause liberalization. If further efforts by major airlines to relax scope clause restrictions are successful, it may create incremental opportunities for regional airlines.
- *Narrowbody Replacement Flying.* A meaningful portion of the recent growth of the regional airline industry resulted from the replacement of major airline-operated narrowbody jet aircraft (such as 737s, DC9s, MD80s and A319s) with regional airline-operated jets on the same routes. The major airline affects this change in equipment to achieve an advantage in trip costs, unit costs, frequency or a combination of these benefits. At present, the fleets of the six major national airlines include a significant number of narrowbody aircraft that are more than 15 years old. Such older aircraft are frequently less fuel- and maintenance-efficient than new aircraft. If major airlines decide to substitute newer regional airline-operated equipment for any portion of these older narrowbody aircraft under their retirement, it may create incremental opportunities for regional airlines.

Competition and Economic Conditions

The airline industry is highly competitive. SkyWest Airlines and ASA compete principally with other code-sharing regional airlines, but also with regional airlines operating without code-share agreements, low-cost carriers and major airlines. The combined operations of SkyWest Airlines and ASA extend nationally throughout most major geographic markets in the United States. Our competition includes, therefore, nearly every other regional airline, and to a certain extent, also the major and low-cost carriers. The primary competitors of SkyWest Airlines and ASA among regional airlines with code-share arrangements include Air Wisconsin Airlines Corporation, American Eagle Airlines, Inc. ("American Eagle") (owned by American), Comair, Inc. ("Comair") (owned by Delta), ExpressJet Holdings, Inc.

("ExpressJet"), Horizon Air Industries, Inc. ("Horizon") (owned by Alaska Air Group, Inc.), Mesa Air Group, Inc. ("Mesa"), MAIR Holdings, Inc. ("MAIR"), Pinnacle Airlines Corp. ("Pinnacle"), Republic Airways Holdings Inc. ("Republic") and Trans State Airlines, Inc. Major airlines award contract flying to these regional airlines based upon, but not limited to, the following criteria: low cost, financial resources, overall customer service levels relating to on-time arrival and departure statistics, cancellation of flights, baggage handling performance and the overall image of the regional airline as a whole. The principal competitive factors on pro-rate flying include fare pricing, customer service, routes served, flight schedules, aircraft types and relationships with major partners.

The principal competitive factors for code-share partner regional airlines are code-share agreement terms, customer service, aircraft types, fare pricing, flight schedules and markets and routes served. Based on the size of the combined operations of SkyWest Airlines and ASA, we are the largest regional airline in the United States. However, some of the major and low-cost carriers are larger, and may have greater financial and other resources than SkyWest Airlines and ASA. Additionally, regional carriers owned by major airlines, such as American Eagle and Comair, may have access to greater resources at the parent level than SkyWest Airlines and ASA, and may have enhanced competitive advantages since they are subsidiaries of major airlines. Moreover, federal deregulation of the industry allows competitors to rapidly enter our markets and to quickly discount and restructure fares. The airline industry is particularly susceptible to price discounting because airlines incur only nominal costs to provide service to passengers occupying otherwise unsold seats.

Generally, the airline industry is highly sensitive to general economic conditions, in large part due to the discretionary nature of a substantial percentage of both business and leisure travel. Many airlines have historically reported lower earnings or substantial losses during periods of economic recession, heavy fare discounting, high fuel costs and other disadvantageous environments. Economic downturns combined with competitive pressures have contributed to a number of reorganizations, bankruptcies, liquidations and business combinations among major and regional carriers. The effect of economic downturns is somewhat mitigated by the predominantly contract-based flying arrangements of SkyWest Airlines and ASA. Nevertheless, the per passenger component in such fee structure would be affected by an economic downturn. In addition, if Delta or United, or one or more other code-share partners we may secure in the future, experience a prolonged decline in passenger load or are harmed by low ticket prices or high fuel prices, they will likely seek to renegotiate their code-share agreements with SkyWest Airlines and ASA or cancel flights in order to reduce their costs.

Industry Overview

Majors, Low Cost Carriers and Regional Airlines

The airline industry in the United States has traditionally been dominated by several major airlines, including American, Continental Airlines, Inc. ("Continental"), Northwest, US Airways, Delta and United. The major airlines offer scheduled flights to most major U.S. cities, numerous smaller U.S. cities, and cities throughout the world through a hub and spoke network.

Low cost carriers, such as Southwest Airlines Co. ("Southwest"), JetBlue Airways Corporation ("JetBlue"), US Airways, Frontier Airlines, Inc. ("Frontier") and AirTran Airways, Inc. ("AirTran"), generally offer fewer conveniences to travelers and have lower cost structures than major airlines, which permits them to offer flights to and from many of the same markets as the major airlines, but at lower prices. Low cost carriers typically fly direct flights with limited service to smaller cities, concentrating on higher demand flights to and from major population bases.

Regional airlines, such as ASA, ExpressJet, Mesa, MAIR, Pinnacle, Republic and SkyWest Airlines, typically operate smaller aircraft on lower-volume routes than major and low cost carriers. Several regional airlines, including American Eagle, Comair and Horizon, are wholly-owned subsidiaries of major airlines.

In contrast to low cost carriers, regional airlines generally do not try to establish an independent route system to compete with the major airlines. Rather, regional airlines typically enter into relationships with one or more major airlines, pursuant to which the regional airline agrees to use its smaller, lower-cost aircraft to carry passengers booked and ticketed by the major airline between a hub of the major airline and a smaller outlying city. In exchange for such services, the major airline pays the regional airline either a fixed flight fee, termed “contract” or “fixed-fee” flights, or receives a percentage of applicable ticket revenues, termed “pro-rate” or “revenue-sharing” flights.

Growth of the Regional Airline Industry

According to the Regional Airline Association, the regional airline sector of the airline industry experienced compounded annual passenger growth of 12.3% between 2000 and 2005. We believe the growth of the number of passengers using regional airlines and the revenues of regional airlines during the last decade is attributable to a number of factors, including:

- Regional airlines work with, and often benefit from the strength of, the major airlines. Since many major airlines have incorporated increased use of regional airlines into their future growth strategies, many regional airlines have expanded, and may continue to expand, with the major airlines they serve.
- Regional airlines tend to have a more favorable cost structure and leaner corporate structure than many major airlines. Many regional airlines were founded in the midst of the highly competitive market that developed following deregulation of the airline industry in 1978.
- Many major airlines have determined that an effective method for retaining customer loyalty and maximizing system revenue, while lowering costs, is to outsource shorter, low-volume routes to more cost-efficient regional airlines flying under the major airline’s code and name.
- Regional airlines are gradually replacing smaller turboprop planes with 32 to 110-seat regional jets. Such regional jets feature cabin class comfort, low noise levels and speed similar to the 120-seat plus aircraft operated by the major airlines, but are cheaper to acquire and operate because of their smaller size. We believe the increasing use of regional jets has led, and may continue to lead, to greater public acceptance of regional airlines.

Relationship of Regional and Major Airlines

Regional airlines generally enter into code-share agreements with major airlines, pursuant to which the regional airline is authorized to use the major airline’s two-letter flight designator codes to identify the regional airline’s flights and fares in the central reservation systems, to paint its aircraft with the colors and/or logos of its code-share partner and to market and advertise its status as a carrier for the code-share partner. For example, SkyWest Airlines flies out of Chicago (O’Hare), Denver, Los Angeles and San Francisco as United Express and out of Salt Lake City as The Delta Connection. ASA operates as The Delta Connection out of Atlanta, Cincinnati and Salt Lake City. In addition, the major airline generally provides services such as reservations, ticketing, ground support and gate access to the regional airline, and both partners often coordinate marketing, advertising and other promotional efforts. In exchange, the regional airline provides a designated number of low-capacity (usually between 30 and 70 seats) flights between larger airports served by the major airline and surrounding cities, usually in lower-volume markets.

The financial arrangements between the regional airlines and their code-share partners usually involve contract, or fixed-fee, payments based on the flights or a revenue-sharing arrangement based on the flight ticket revenues, as explained below:

- *Fixed-Fee Arrangements.* Under a fixed-fee arrangement, the major airline generally pays the regional airline a fixed-fee based on the flight, with additional incentives based on completion of flights, on-time performance and baggage handling performance. In addition, the major and regional airline often enter into an arrangement pursuant to which the major airline bears the risk of changes in the price of fuel and other such costs that are passed through to the major airline partner. Regional airlines benefit from a fixed-fee arrangement because they are sheltered from most of the elements that cause volatility in airline earnings, including variations in ticket prices, passenger loads and fuel prices. However, regional airlines in fixed-fee arrangements do not benefit from positive trends in ticket prices, passenger loads or fuel prices and, because the major airlines absorb most of the risks, the margin between the fixed-fees for a flight and the expected per-flight costs tends to be smaller than the margins associated with revenue-sharing arrangements.
- *Revenue-Sharing Arrangements.* Under a revenue-sharing arrangement, the major airline and regional airline negotiate a proration formula, pursuant to which the regional airline receives a percentage of the ticket revenues for those passengers traveling for one portion of their trip on the regional airline and the other portion of their trip on the major airline. Substantially all costs associated with the regional airline flight are borne by the regional airline. In such a revenue-sharing arrangement, the regional airline realizes increased profits as ticket prices and passenger loads increase or fuel prices decrease and, correspondingly, realizes decreased profits as ticket prices and passenger loads decrease or fuel prices increase.

Code-Share Agreements

SkyWest Airlines operates under a United Express Agreement with United, and SkyWest Airlines and ASA operate under Delta Connection Agreements with Delta. These code-share agreements authorize Delta and United to identify our flights and fares under their two-letter flight designator codes (“DL” and “UA”) in the central reservation systems, and authorize us to paint our aircraft with their colors and logos and to market our status as The Delta Connection or United Express. Under each of our code-share agreements, our passengers participate in the major partner’s frequent flyer program, and the major partner provides additional services such as reservations, ticket issuance, ground support services and gate access. We also coordinate our marketing, advertising and other promotional efforts with Delta and United. As of December 31, 2006, approximately 94.0% of SkyWest Airlines’ and ASA’s total daily flights were structured as contract flights, where Delta or United controls scheduling, ticketing, pricing and seat inventories. The remainder of our flights are pro-rate flights, where SkyWest Airlines and ASA control scheduling, ticketing, pricing and seat inventories, and share revenues with Delta or United according to pro-rate formulas. The following summaries of our code-share agreements do not purport to be complete and are qualified in their entirety by reference to the applicable agreement. Under our code-share agreements, we have commitments from our major partners to place 35 additional regional jets into service over the next year.

SkyWest Airlines Delta Connection Agreement

SkyWest Airlines and Delta are parties to the SkyWest Airlines Delta Connection Agreement, dated as of September 8, 2005. As of December 31, 2006, SkyWest Airlines operated nine CRJ900s, nine CRJ700s, 57 CRJ200s and 14 Brasilia turboprops under the SkyWest Airlines Delta Connection Agreement. SkyWest Airlines operates these aircraft to provide Delta Connection service between Delta hubs and destinations designated by Delta. As of December 31, 2006, SkyWest Airlines was operating

approximately 400 Delta Connection flights per day between Salt Lake City and designated outlying destinations. Delta is entitled to all passenger, cargo and other revenues associated with each flight.

In exchange for providing the designated number of flights and performing SkyWest Airlines' other obligations under the SkyWest Airlines Delta Connection Agreement, SkyWest Airlines receives from Delta on a weekly basis (i) reimbursement for 100% of its direct costs related to the Delta Connection flights plus (ii) a fixed dollar payment per completed flight block hour, subject to annual escalation at an agreed rate. Costs directly reimbursed by Delta under the SkyWest Airlines Delta Connection Agreement include costs related to fuel, ground handling, and aircraft maintenance and ownership.

The SkyWest Airlines Delta Connection Agreement is scheduled to terminate on September 8, 2020, unless Delta elects to exercise its option to extend the term for up to four additional five-year terms. The SkyWest Airlines Delta Connection Agreement is subject to early termination in various circumstances including:

- if SkyWest Airlines or Delta commits a material breach of the SkyWest Airlines Delta Connection Agreement, subject to 30 days notice and cure rights;
- if SkyWest Airlines fails to conduct all flight operations and maintain all aircraft under the SkyWest Airlines Delta Connection Agreement in compliance in all material respects with applicable government regulations;
- if SkyWest Airlines fails to satisfy certain performance and safety requirements;
- if, under certain circumstances, Delta has a right to terminate the ASA Delta Connection Agreement;
- if the other party files for bankruptcy, reorganization or similar action (subject to limitations imposed by the U. S. Bankruptcy Code) or if either party makes an assignment for the benefit of creditors; or
- if SkyWest Airlines fails to maintain competitive base rate costs (provided that SkyWest Airlines has the right to adjust its rates prior to any such termination).

ASA Delta Connection Agreement

ASA and Delta are parties to the ASA Delta Connection Agreement, dated as of September 8, 2005. As of December 31, 2006, ASA operated 31 CRJ700s, 112 CRJ200s and 12 ATR-72 turboprops for Delta under the ASA Delta Connection Agreement. We expect to remove the 12 ATR-72 turboprops from the ASA fleet and return them to Delta by December 2008. ASA operates these aircraft to provide Delta Connection service between Delta hubs and destinations designated by Delta. As of December 31, 2006, ASA was operating more than 750 Delta Connection flights per day between Atlanta, Cincinnati, Salt Lake City and designated outlying destinations. Under the ASA Delta Connection Agreement, Delta is entitled to all passenger, cargo and other revenues associated with each flight. Commencing in 2008, ASA is guaranteed to maintain its percentage of total Delta Connection flights that it has in 2007, so long as its bid for additional regional flying is competitive with other regional carriers.

In exchange for providing the designated number of flights and performing ASA's other obligations under the ASA Delta Connection Agreement, ASA receives from Delta on a weekly basis (i) reimbursement for 100% of its direct costs related to Delta Connection flights plus (ii) if ASA completes a certain minimum percentage of its Delta Connection flights, an amount equal to a certain percentage of the direct costs (not including fuel costs) related to the Delta Connection flights. Costs directly reimbursed by Delta under the ASA Delta Connection Agreement include costs related to fuel, ground handling, and aircraft maintenance and ownership. The ASA Delta Connection Agreement also provides for incentive compensation based upon ASA's performance, including on-time arrival performance and completion percentage rates.

The ASA Delta Connection Agreement is scheduled to terminate on September 8, 2020, unless Delta elects to exercise its option to extend the term for up to four additional five-year terms. The ASA Delta Connection Agreement is subject to early termination in various circumstances including:

- if ASA or Delta commits a material breach of the ASA Delta Connection Agreement, subject to 30 days notice and cure rights;
- if ASA fails to conduct all flight operations and maintain all aircraft under the ASA Delta Connection Agreement in compliance in all material respects with applicable government regulations;
- if ASA fails to satisfy certain performance and safety requirements;
- if, under certain circumstances, Delta has a right to terminate the SkyWest Airlines Delta Connection Agreement;
- if the other party files for bankruptcy, reorganization or similar action (subject to limitations imposed by the U. S. Bankruptcy Code) or if either party makes an assignment for the benefit of creditors; or
- if ASA fails to maintain competitive base rate costs (provided that ASA has the right to adjust its rates prior to any such termination).

2006 Delta Aircraft Award

In December 2006, we expanded our relationship with Delta by entering into a Delta Connection agreement which awarded us the right to operate 12 CRJ700s, previously operated by Comair. The Delta Connection Agreement is ancillary to, and satisfied certain obligations of Delta under the ASA Delta Connection Agreement. We have the right to designate either SkyWest Airlines or ASA to operate the 12 aircraft to provide service to and from Delta's Cincinnati hub through February 2012 (subject to Delta's right to extend the arrangement for up to three additional three year terms). We received the first six aircraft in January and February 2007 and anticipate receiving the remaining six aircraft through April 2007. Under the arrangement, Delta has agreed to pay ASA or SkyWest Airlines, as applicable, a fixed-fee per completed block hour, a fixed-fee per completed departure, a fixed-fee for overhead, a one-time start-up payment for each aircraft delivered and incentive payments based upon performance, including on-time arrival performance and completion percentage rates. Additionally, Delta has agreed to reimburse SkyWest Airlines or ASA, as applicable, for certain operating costs.

SkyWest Airlines United Express Agreement

SkyWest Airlines and United are parties to the United Express Agreement entered into on July 31, 2003. As of December 31, 2006, SkyWest Airlines operated 52 CRJ700s, 66 CRJ200s and 48 Brasilia turboprops under the United Express Agreement, flying a total of approximately 1,200 United Express flights per day between Chicago (O'Hare), Denver, Los Angeles, San Francisco, Portland and

Seattle/Tacoma and designated outlying destinations. Generally, under the United Express Agreement, United retains all air fares, cargo rates, mail charges and other revenues associated with each flight.

In exchange for providing the designated number of flights and performing SkyWest Airlines' obligations under the United Express Agreement, SkyWest Airlines receives from United compensation (subject to an annual adjustment) of a fixed-fee per completed block hour, a fixed-fee per completed departure, a fixed-fee per passenger, a fixed-fee for overhead and aircraft costs, and a one-time start-up payment for each aircraft delivered. The United Express Agreement provides for incentives based upon SkyWest Airlines' performance, including on-time arrival performance and completion percentage rates. Additionally, certain of SkyWest Airlines' operating costs are reimbursed by United, including costs related to fuel and aircraft ownership.

The United Express Agreement is scheduled to expire incrementally on December 31, 2011, 2013 and 2015. United has the option, upon one year's notice, of extending the United Express Agreement for five years. The United Express Agreement is subject to early termination in various circumstances including:

- if SkyWest Airlines or United fails to fulfill an obligation under the United Express Agreement for a period of 60 days after written notice to cure;
- if SkyWest Airlines' operations fall below certain performance levels for a period of three consecutive months;
- subject to limitations imposed by the U.S. Bankruptcy Code, if the other party becomes insolvent, fails to pay its debts when due, takes action leading to its cessation as a going concern, makes an assignment of substantially all of its assets, or ceases or suspends operations;
- if bankruptcy proceedings are commenced against the other party (subject to limitations imposed by the U.S. Bankruptcy Code) and certain specified conditions are not satisfied; or
- if SkyWest Airlines operates, subject to certain exceptions, any additional regional jets or turboprop aircraft pursuant to a marketing or code-share relationship with any party other than United to provide hub service at United's hubs in Chicago (O'Hare), Denver, Los Angeles, San Francisco, Seattle/Tacoma, or Washington, D.C. (Dulles International Airport).

Midwest Airline Services Agreement

SkyWest Airlines and Midwest are parties to an Airlines Services Agreement entered into on December 20, 2006 (the "Airline Services Agreement"). Under the terms of the Airlines Services Agreement, SkyWest Airlines has agreed to operate up to 25 CRJ200s. The initial 15 aircraft are scheduled for delivery beginning in April 2007 and continuing through October 2007. Delivery dates of additional aircraft, if any, will be determined at a later date. We expect that the aircraft will serve markets from Midwest's current hubs in Milwaukee and Kansas City.

In exchange for providing the designated number of flights and performing SkyWest Airlines' other obligations under the Airlines Service Agreement, Midwest has agreed to pay SkyWest Airlines on a weekly basis a fixed-fee per completed block hour, fixed-fee per completed departure, a fixed-fee for overhead, and a one-time start-up payment for each aircraft delivered. The Airlines Services Agreement provides for incentives or penalties based upon SkyWest Airlines' performance, including on-time arrival performance and completion percentage rates. Additionally, Midwest has agreed to reimburse certain of SkyWest Airlines' operating costs, including costs related to fuel, landing fees, and catering.

The Airlines Services Agreement expires on June 30, 2012 and automatically extends for successive two year renewal periods unless either party gives written notice to the other party at least one year prior to the expiration of the in any renewal period that such party intends not to renew the agreement. The Airline Services Agreement is subject to early termination in various circumstances including:

- if the other party files for bankruptcy, reorganization or similar action (subject to limitations imposed by the U. S. Bankruptcy Code) or if either party makes an assignment for the benefit of creditors.
- if SkyWest Airlines or Midwest commits a material breach of the Airline Services Agreement, subject to 30 days notice and cure rights;
- if SkyWest Airlines' operations fall below certain performance levels, subject to a cure period; or
- if SkyWest Airlines fails to conduct all flight operations and maintain all aircraft under the Airline Services Agreement in compliance in all material respects with applicable government regulations.

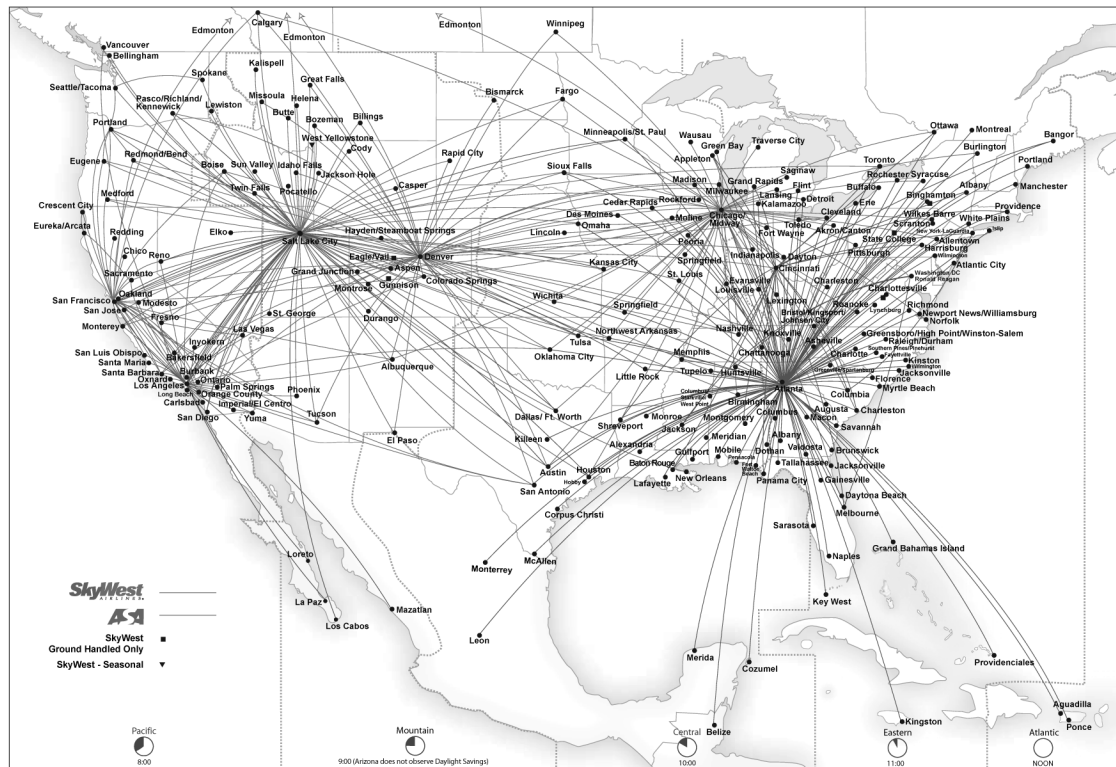
Markets and Routes

As of December 31, 2006, SkyWest Airlines scheduled the following daily flights as a United Express carrier: 304 flights to or from Chicago O'Hare International Airport, 300 flights to or from Denver International Airport, 290 flights to or from Los Angeles International Airport, 228 flights to or from San Francisco International Airport and 88 flights to or from other outlying airports.

As of December 31, 2006, SkyWest Airlines and ASA scheduled the following daily flights as Delta Connection carriers: 674 flights to or from Hartsfield-Jackson Atlanta International Airport, 478 flights to or from Salt Lake City International Airport, 46 flights to or from Cincinnati/Northern Kentucky International Airport and eight flights to or from other outlying airports.

Our flight schedules are structured to facilitate the connection of our passengers with flights of our major partners at the airports we serve. The following chart shows selected information about the cities and routes served by SkyWest Airlines and ASA as of December 31, 2006.

Current Combined Route System:



Training and Aircraft Maintenance

SkyWest Airlines' and ASA's employees perform substantially all routine airframe and engine maintenance and periodic inspection of equipment at their respective maintenance facilities, and provide substantially all training to SkyWest Airlines and ASA crew members and maintenance personnel at their respective training facilities. SkyWest Airlines and ASA also contract with third party vendors for non-routine airframe and engine maintenance.

Employees

As of December 31, 2006 SkyWest and SkyWest Airlines collectively employed 8,792 full-time equivalent employees consisting of 3,799 pilots and flight attendants, 3,562 customer service personnel, 972 mechanics and other maintenance personnel, and 459 administration and support personnel. None of these employees are currently represented by a union. We are aware, however, that collective bargaining group organization efforts among SkyWest Airlines' employees occur from time to time and we anticipate that such efforts will continue in the future. During 2004, SkyWest Airlines' pilots voted against a resolution to join an officially recognized union. Under governing rules, SkyWest Airlines' pilots may again vote on this issue at any time because one year has passed since the previous vote. If unionization efforts are successful, we may be subjected to risks of work interruption or stoppage and/or incur additional expenses associated with increased union representation of our employees. SkyWest Airlines has never experienced a work stoppage due to a strike or other labor dispute, and we consider SkyWest Airlines' relationships with its employees to be good.

As of December 31, 2006, ASA employed approximately 5,658 full-time equivalent employees consisting of 2,376 pilots and flight attendants, 2,135 customer service personnel, 853 mechanics and other maintenance personnel, and 294 administration and support personnel. Three of ASA's employee groups are represented by unions. ASA's pilots are represented by the Air Line Pilots Association International, ASA's flight attendants are represented by the Association of Flight Attendants—CWA, and ASA's flight controllers are represented by the Professional Airline Flight Control Association. The collective bargaining agreements between ASA and its pilots and flight attendants became amendable September 15, 2002 and September 26, 2003, respectively. ASA has been negotiating with the pilots and flight attendants unions since 2002 and 2003, respectively. Each of these negotiations is currently under the jurisdiction of mediators supplied by the National Mediation Board. The collective bargaining agreement between ASA and its flight controllers became amendable in April 2006. ASA has never experienced a work stoppage due to a strike or other labor dispute, and considers its relationships with employees to be good.

Government Regulation

All interstate air carriers, including SkyWest Airlines and ASA, are subject to regulation by the U.S. Department of Transportation (the "DOT"), the U.S. Federal Aviation Administration (the "FAA") and other governmental agencies. Regulations promulgated by the DOT primarily relate to economic aspects of air service. The FAA requires operating, air worthiness and other certificates; approval of personnel who may engage in flight, maintenance or operating activities; record-keeping procedures in accordance with FAA requirements; and FAA approval of flight training and retraining programs. Generally, governmental agencies enforce their regulations through, among other ways, certifications, which are necessary for the continued operations of SkyWest Airlines and ASA, and proceedings, which can result in civil or criminal penalties or revocation of operating authority. The FAA can also issue maintenance directives and other mandatory orders relating to, among other things, grounding of aircraft, inspection of aircraft, installation of new safety-related items and the mandatory removal and replacement of aircraft parts.

We believe SkyWest Airlines and ASA are operating in compliance with FAA regulations and hold all necessary operating and airworthiness certificates and licenses. We incur substantial costs in maintaining current certifications and otherwise complying with the laws, rules and regulations to which SkyWest Airlines and ASA are subject. SkyWest Airlines' and ASA's flight operations, maintenance programs, record keeping and training programs are conducted under FAA approved procedures. SkyWest Airlines and ASA do not operate at any airports where landing slots are restricted.

All air carriers are required to comply with federal laws and regulations pertaining to noise abatement and engine emissions. All air carriers are also subject to certain provisions of the Federal Communications Act of 1934, as amended, because of their extensive use of radio and other communication facilities. SkyWest Airlines and ASA are also subject to certain other federal and state laws relating to protection of the environment, labor relations and equal employment opportunity. We believe that SkyWest Airlines and ASA are in compliance in all material respects with these laws and regulations.

Environmental Matters

SkyWest Airlines and ASA are subject to various federal, state, local and foreign laws and regulations relating to environmental protection matters. These laws and regulations govern such matters as environmental reporting, storage and disposal of materials and chemicals and aircraft noise. We are, and expect in the future to be, involved in various environmental matters and conditions at, or related to, our properties. We are not currently subject to any environmental cleanup orders or actions imposed by regulatory authorities. We are not aware of any active material environmental investigations related to our assets or properties.

Safety and Security

We are committed to the safety and security of our passengers and employees. Since the September 11, 2001 terrorist attacks, SkyWest Airlines and ASA have taken many steps, both voluntarily and as mandated by governmental agencies, to increase the safety and security of their operations. Some of the safety and security measures we have taken, along with our code-share partners, include: aircraft security and surveillance, positive bag matching procedures, enhanced passenger and baggage screening and search procedures, and securing of cockpit doors. We are committed to complying with future safety and security requirements.

Insurance

SkyWest Airlines and ASA maintain insurance policies that we believe are of types customary in the industry and in amounts we believe are adequate to protect against material loss. These policies principally provide coverage for public liability, passenger liability, baggage and cargo liability, property damage, including coverages for loss or damage to our flight equipment, and workers' compensation insurance. We cannot assure, however, that the amount of insurance we carry will be sufficient to protect us from material loss.

Seasonality

Our results of operations for any interim period are not necessarily indicative of those for the entire year, since the airline industry is subject to seasonal fluctuations and general economic conditions. Our operations are somewhat favorably affected by increased travel on our pro-rate routes, historically occurring in the summer months, and are unfavorably affected by decreased business travel during the months from November through January and by inclement weather which occasionally results in cancelled flights, principally during the winter months.

ITEM 1A. RISK FACTORS

In addition to factors discussed elsewhere in this Report, the following are important risks which could adversely affect our future results. Additional risks and uncertainties not presently known to us or that we currently do not deem material may also impair our business operations. If any of the risks we describe below occur, or if any unforeseen risk develops, our operating results may suffer, our financial condition may deteriorate, the trading price of our common stock may decline and investors could lose all or part of their investment in us.

Risks Related to Our Operations

We are highly dependent on Delta and United.

If any of our code-share agreements are terminated pursuant to the terms of those agreements, due to the bankruptcy and restructuring proceedings of Delta, or otherwise, we would be significantly impacted and likely would not have an immediate source of revenue or earnings to offset such loss. A termination of any of these agreements would have a material adverse effect on our financial condition, operating revenues and net income unless we are able to enter into satisfactory substitute arrangements for the utilization of the affected aircraft by other code-share partners, or, alternatively, obtain the airport facilities and gates and make the other arrangements necessary to fly as an independent airline. We may not be able to enter into substitute code-share arrangements, and any such arrangements we might secure may not be as favorable to us as our current agreements. Operating our airline independent from major partners would be a significant departure from our business plan, would likely be very difficult and may require significant time and resources, which may not be available to us at that point.

The current terms of the SkyWest, SkyWest Airlines and ASA Delta Connection Agreements are subject to certain early termination provisions. Delta's termination rights include cross-termination rights (meaning that a breach by SkyWest Airlines or ASA of its Delta Connection Agreement could, under certain circumstances, permit Delta to terminate both Delta Connection Agreements), the right to terminate each of the agreements upon the occurrence of certain force majeure events (including certain labor-related events) that prevent SkyWest Airlines or ASA from performance for certain periods and the right to terminate each of the agreements if SkyWest Airlines or ASA, as applicable, fails to maintain competitive base rate costs, subject to certain rights of SkyWest Airlines to take corrective action to reimburse Delta for lost revenues. The current term of the SkyWest Airlines' United Express Agreement is subject to certain early termination provisions and subsequent renewals. United may terminate the United Express Agreement due to an uncured breach by SkyWest Airlines of certain operational and performance provisions, including measures and standards related to flight completions, baggage handling and on-time arrivals.

We currently use Delta's and United's systems, facilities and services to support a significant portion of our operations, including airport and terminal facilities and operations, information technology support, ticketing and reservations, scheduling, dispatching, fuel purchasing and ground handling services. If Delta or United were to cease any of these operations or no longer provide these services to us, due to termination of one of our code-share agreements, a strike by Delta or United personnel or for any other reason, we may not be able to replace these services on terms and conditions as favorable as those we currently receive, or at all. Since our revenues and operating profits are dependent on our level of flight operations, we could then be forced to significantly reduce our operations. Furthermore, upon certain terminations of our code-share agreements, Delta and United could require us to sell or assign to them facilities and inventories, including maintenance facilities, we use in connection with the code-share services we provide. As a result, in order to offer airline service after termination of any of our code-share agreements, we may have to replace these airport facilities, assets and services. We may be unable to arrange such replacements on satisfactory terms, or at all.

We may be negatively impacted by the troubled financial condition, bankruptcy proceedings and restructurings of Delta and United.

Substantially all of our revenues are attributable to our code-share agreements with Delta, which is currently reorganizing under Chapter 11 of the U.S. Bankruptcy Code, and United, which recently emerged from bankruptcy proceedings. The U.S. Bankruptcy Courts charged with administration of the Delta and United bankruptcy cases have entered final orders approving the assumption of our code-share agreements. Notwithstanding those approvals, these bankruptcies and restructurings present considerable continuing risks and uncertainties for our code-share agreements and, consequently, for our operations.

Although a plan of reorganization has been confirmed in the United bankruptcy proceedings, which became effective on February 1, 2006, and Delta has recently filed a proposal plan of reorganization and scheduled a confirmation hearing during April 2007, there is no assurance that either United or Delta will ultimately succeed in its reorganization efforts or will remain a going concern over the long term. Likewise, even though both Delta and United have assumed our code-share agreements with bankruptcy court approval, there is no assurance that these agreements will survive the Chapter 11 cases. For example, the Delta reorganization could be converted to a liquidation, or Delta could liquidate some or all of its assets through one or more transactions with one or more third parties with bankruptcy court approval. In addition, Delta may not be able to confirm and consummate a successful plan of reorganization that provides for continued performance of its obligations under its code-share agreements with us. In the event United is not able to perform successfully under the terms of its plan of reorganization, assumption of our United Express Agreement could be subjected to similar risks.

Other aspects of the Delta and United bankruptcies and reorganizations pose additional risks to our code-share agreements. Delta may not be able to obtain bankruptcy court approval of its proposed plan of reorganization or various motions necessary for it to administer its bankruptcy case. As a consequence, Delta may not be able to maintain normal commercial terms with vendors and service providers, including other code-share partners that are critical to its operations. These and other factors not identified here could significantly delay the resolution of the Delta bankruptcy and reorganization and could threaten Delta's operations. As to United, even though a plan of reorganization has been confirmed in the United bankruptcy proceedings, there is no assurance that United will be able to operate successfully under the terms of its confirmed plan.

In light of the importance of our code-share agreements with Delta and United to our business, the termination of these agreements or the failure of Delta to ultimately emerge from its bankruptcy proceeding could jeopardize our operations. Such events could leave us unable to operate much of our current aircraft fleet and the additional aircraft we are obligated to purchase. As a result, they could have a material adverse effect on our operations and financial condition.

Even though United has emerged from bankruptcy proceedings and if Delta is ultimately able to emerge from its bankruptcy proceedings, their respective financial positions will continue to pose risks for our operations. Serial bankruptcies are not unprecedented in the commercial airline industry, and Delta and/or United could file for bankruptcy again after emergence from Chapter 11, in which case our code-share agreements could be subject to termination under the U.S. Bankruptcy Code. Regardless of whether subsequent bankruptcy filings prove to be necessary, Delta and United have required, and will likely continue to require, our participation in efforts to reduce costs and improve their respective financial positions. These efforts could result in lower utilization rates of our aircraft, lower departure rates on the contract flying portion of our business, and more volatile operating margins. We believe that any of these developments could have a negative effect on many aspects of our operations and financial performance.

We may not achieve the potential benefits of the ASA acquisition.

Our achievement of the potential benefits of the ASA acquisition will depend, in substantial part, on our ability to successfully implement our business strategy, including improving the utilization of equipment and facilities, increasing employee productivity and allocating overhead and administrative expenses over a larger platform. We will be unable to achieve the potential benefits of the ASA acquisition unless we are able to efficiently integrate the SkyWest Airlines and ASA operating platforms in a timely manner. The integration of SkyWest Airlines and ASA may be costly, complex and time-consuming, and the managements of SkyWest Airlines and ASA will have to devote substantial effort to such integration. If we are not able to successfully achieve these objectives, the potential benefits of the ASA acquisition may not be realized fully or at all, or they may take longer to realize than expected. In addition, assumptions underlying estimates of expected cost savings and expected revenues may be inaccurate, or general industry and business conditions may deteriorate. Our combined operations with ASA may experience increased competition that limits our ability to expand our business. We cannot assure you that the ASA acquisition will result in combined results of operations and financial condition consistent with our expectations or superior to what we and ASA could have achieved independently.

The amounts we receive under our code-share agreements may be less than the actual amounts of the corresponding costs we incur.

Under our code-share agreements with Delta, United and Midwest, we are compensated for certain costs we incur in providing services. With respect to costs that are defined as "pass-through" costs, our code-share partner is obligated to pay to us the actual amount of the cost (and, with respect to the ASA Delta Connection Agreement, a pre-determined rate of return based upon the actual cost we incur). With respect to other costs, our code-share partner is obligated to pay to us amounts based, in part, on pre-

determined rates for certain costs. During the year ended December 31, 2006, approximately 55% of our costs were pass-through costs and 45% of our costs were reimbursable at pre-determined rates. These pre-determined rates may not be based on the actual expenses we incur in delivering the associated services. If we incur expenses that are greater than the pre-determined reimbursement amounts payable by our code-share partners, our financial results will be negatively affected.

We have a significant amount of contractual obligations.

As of December 31, 2006, we had a total of approximately \$1.8 billion in total long-term debt obligations. Substantially all of this long-term debt was incurred in connection with the acquisition of aircraft, engines and related spare parts including debt assumed in the ASA acquisition. We also have significant long-term lease obligations primarily relating to our aircraft fleet. These leases are classified as operating leases and therefore are not reflected as liabilities in our condensed consolidated balance sheets. At December 31, 2006, we had 268 aircraft under lease, with remaining terms ranging from one to 18 years. Future minimum lease payments due under all long-term operating leases were approximately \$3.5 billion at December 31, 2006. At a 7% discount factor, the present value of these lease obligations was equal to approximately \$2.2 billion at December 31, 2006. As of December 31, 2006, we had commitments of approximately \$363.5 million to purchase eight CRJ900s, to place into service 11 CRJ200s through third-party lease arrangements and to sublease 12 CRJ700's from Delta, together with related flight equipment. We expect to complete these deliveries by April 2007. Our high level of fixed obligations could impact our ability to obtain additional financing to support additional expansion plans or divert cash flows from operations and expansion plans to service the fixed obligations.

There are risks associated with our regional jet strategy, including potential oversupply and possible passenger dissatisfaction.

Our selection of Bombardier Regional Jets as the primary aircraft for our existing operations and projected growth involves risks, including the possibility that there may be an oversupply of regional jets available for sale in the foreseeable future, due, in part, to the financial difficulties of regional and major airlines, including Delta, United, Northwest, Comair, Mesaba Aviation, Inc., and FLYi, Inc. which liquidated its regional jet fleet. A large supply of regional jets may allow other carriers, or even new carriers, to acquire aircraft for unusually low acquisition costs, allowing them to compete more effectively in the industry, which may ultimately harm our operations and financial performance.

Our regional jet strategy also presents the risk that passengers may find the Bombardier Regional Jets to be less attractive than other aircraft, including other regional jets. Recently, several other models of regional jets have been introduced by manufacturers other than Bombardier. If passengers develop a preference for other regional jet models, our results of operation and financial condition could be negatively impacted.

We may be limited from expanding our flying within the Delta and United flight systems, and there are constraints on our ability to provide airline services to airlines other than Delta and United.

Additional growth opportunities within the Delta and United flight systems are limited by various factors. Except as currently contemplated by our existing code-share agreements, we cannot assure that Delta or United will contract with us to fly any additional aircraft. We may not receive additional growth opportunities, or may agree to modifications to our code-share agreements that reduce certain benefits to us in order to obtain additional aircraft, or for other reasons. Furthermore, the troubled financial condition, bankruptcies and restructurings of Delta and United may reduce the growth of regional flying within their flight systems. Given the troubled nature of the airline industry, we believe that some of our competitors may be more inclined to accept reduced margins and less favorable contract terms in order to secure new or additional code-share operations. Even if we are offered growth opportunities by our major

partners, those opportunities may involve economic terms or financing commitments that are unacceptable to us. Any one or more of these factors may reduce or eliminate our ability to expand our flight operations with our existing code-share partners. Additionally, even if Delta and/or United choose to expand our fleet on terms acceptable to us, they may be allowed at any time to subsequently reduce the number of aircraft covered by our code-share agreements. We also cannot assure you that we will be able to obtain the additional ground and maintenance facilities, including gates, and support equipment, to expand our operations. The failure to obtain these facilities and equipment would likely impede our efforts to implement our business strategy and could materially adversely affect our operating results and our financial condition.

Delta and/or United may be restricted in increasing their business with us, due to “scope” clauses in the current collective bargaining agreements with their pilots that restrict the number and size of regional jets that may be operated in their flight systems not flown by their pilots. Delta’s scope limitations restrict its partners from operating aircraft with over 70 seats even if those aircraft are operated for an airline other than Delta. We cannot assure that these scope clauses will not become more restrictive in the future. Any additional limit on the number of regional jets we can fly for our code-share partners could have a material adverse effect on our expansion plans and the price of our common stock.

Our business model depends on major airlines, including Delta and United, electing to contract with us instead of operating their own regional jets. Some major airlines, including Delta, American, US Airways and JetBlue, own their own regional airlines or operate their own regional jets instead of entering into contracts with regional carriers. We have no guarantee that in the future our code-share partners will choose to enter into contracts with us instead of operating their own regional jets. Our partners are not prohibited from doing so under our code-share agreements. A decision by Delta or United to phase out code-share relationships and instead acquire and operate their own regional jets could have a material adverse effect on our financial condition, results of operations or the price of our common stock.

Additionally, our code-share agreements limit our ability to provide airline services to other airlines in certain major airport hubs of each of Delta and United. Under the SkyWest Airlines Delta Connection Agreement, our growth is contractually restricted in Atlanta, Cincinnati, Orlando and Salt Lake City. Under the ASA Delta Connection Agreement, our growth is restricted in Atlanta, Cincinnati, New York (John F. Kennedy International Airport), Orlando and Salt Lake City. Under SkyWest Airlines’ United Express Agreement, growth is restricted in Chicago (O’Hare International Airport), Denver, Los Angeles, San Francisco, Seattle/Tacoma and Washington D.C. (Dulles International Airport).

Increased labor costs, strikes, labor disputes and increased unionization of our workforces may adversely affect our ability to conduct our business.

Our business is labor intensive, requiring large numbers of pilots, flight attendants, mechanics and other personnel. Labor costs constitute a significant percentage of our total operating costs. For example, during the year ended December 31, 2006, our labor costs constituted approximately 23.3% of our total operating costs. Increases in our unionized labor costs could result in a material reduction in our earnings and affect our revenue under our code-share agreements. Any new collective bargaining agreements entered into by other regional carriers may also result in higher industry wages and increased pressure on us to increase the wages and benefits of our employees. Future agreements with unionized and non-unionized employees may be on terms that are not as attractive as our current agreements or comparable to agreements entered into by our competitors.

ASA’s pilots, flight attendants and flight controllers are represented by unions, including: The Air Line Pilots Association, International, the Association of Flight Attendants—CNA and the Professional Airline Flight Control Association. ASA’s pilots and flight attendants are currently working under open labor contracts, and ASA has been in negotiations with respect to such contracts since 2002 and 2003

respectively. The contract with ASA's flight controllers became amendable in April 2006. Negotiations with unions representing ASA's employees could divert management attention and disrupt operations, which may result in increased operating expenses and lower net income. Moreover, we cannot predict the outcome of any future negotiations relating to union representation or collective bargaining agreements.

SkyWest Airlines' employees are not currently represented by any union; however, collective bargaining group organization efforts among those employees occur from time to time. We recognize that such efforts will likely continue in the future and may ultimately result in some or all of SkyWest Airlines' employees being represented by one or more unions. Moreover, one or more unions representing ASA employees may seek a single carrier determination by the National Mediation Board, which could require SkyWest Airlines to recognize such union or unions as the certified bargaining representative of SkyWest Airlines' employees. One or more unions representing ASA employees may also assert that SkyWest Airlines' employees should be subject to ASA collective bargaining agreements. If SkyWest Airlines' employees were to unionize or be deemed to be represented by one or more unions, negotiations with unions representing SkyWest Airlines' employees could divert management attention and disrupt operations, which may result in increased operating expenses and lower net income. Moreover, we cannot predict the outcome of any future negotiations relating to union representation or collective bargaining agreements. Agreements reached in collective bargaining may increase operating expenses and lower operating results and net income. If unionizing efforts among SkyWest Airlines' employees are successful, we may be subjected to risks of work interruption or stoppage and/or incur additional administrative expenses associated with union representation.

If we are unable to reach labor agreements with any current or future unionized work groups, we may be subject to work interruptions or stoppages, which may adversely affect our ability to conduct our operations and may even allow Delta, United or Midwest to terminate their respective code-share agreements.

We may be unable to obtain all of the aircraft, engines, parts or related maintenance and support services we require, which could have a material adverse impact on our business.

We rely on a limited number of aircraft types, and are dependent on Bombardier as the sole manufacturer of our regional jets. For the year ended December 31, 2006, 57.3% of our available seat miles were flown using CRJ200s, 35.6% of our available seat miles were flown using CRJ700s and 0.8% of our available seat miles were flown using CRJ900s. As of December 31, 2006, we had commitments of approximately \$363.5 million to purchase eight CRJ900s, to place into service 11 CRJ200s through third-party lease arrangements and to sublease 12 CRJ200's from Delta, together with related flight equipment. Additionally, we have obtained options to acquire another 38 regional jets that can be delivered in 70 to 90-seat configurations. Delivery dates for these aircraft remain subject to final determination as agreed upon by us and our major partners.

Any significant disruption or delay in the expected delivery schedule of our fleet would adversely affect our business strategy and overall operations and could have a material adverse impact on our operating results or our financial condition. Certain of Bombardier's aerospace workers are represented by unions and have participated in at least one strike in recent history. Any future prolonged strike at Bombardier or delay in Bombardier's production schedule as a result of labor matters could disrupt the delivery of regional jets to us, which could adversely affect our planned fleet growth. We are also dependent on General Electric as the manufacturer of our aircraft engines. General Electric also provides parts, repair and overhaul services, and other types of support services on our engines. Our operations could be materially and adversely affected by the failure or inability of Bombardier or General Electric to provide sufficient parts or related maintenance and support services to us on a timely or economical basis, or the interruption of our flight operations as a result of unscheduled or unanticipated maintenance requirements for our aircraft or engines. In addition, the issuance of FAA directives restricting or

prohibiting the use of Bombardier aircraft types we operate would have a material adverse effect on our business and operations.

Maintenance costs will likely increase as the age of our regional jet fleet increases.

Because the average age of our CRJ900s, CRJ700s and CRJ200s is approximately 0.3, 2.1 and 5.1 years, respectively, our regional jet fleet requires less maintenance now than it will in the future. We have incurred relatively low maintenance expenses on our regional jet fleet because most of the parts on our regional jet aircraft are under multi-year warranties and a limited number of heavy airframe checks and engine overhauls have occurred. Our maintenance costs will increase significantly, both on an absolute basis and as a percentage of our operating expenses, as our fleet ages and these warranties expire. Under our United Express Agreement, specific amounts are included in the current rates for future maintenance on CRJ200 engines used in our United Express operations. The actual cost of maintenance on CRJ200 engines may vary from the estimated rates.

If we incur problems with any of our third-party service providers, our operations could be adversely affected.

Our reliance upon others to provide essential services on behalf of our operations may limit our ability to control the efficiency and timeliness of contract services. We have entered into agreements with contractors to provide various facilities and services required for our operations, including fuel supply and delivery, aircraft maintenance, services and ground facilities, and expect to enter into additional similar agreements in the future. These agreements are subject to termination after notice. Any material problems with the efficiency and timeliness of our automated or contract services could have a material adverse effect on our business, financial condition and results of operations.

Interruptions or disruptions in service at one of our hub airports, due to adverse weather or for any other reason, could have a material adverse impact on our operations.

We currently operate primarily through hubs in Atlanta, Los Angeles, San Francisco, Salt Lake City, Chicago, Denver, Cincinnati/Northern Kentucky and the Pacific Northwest. Nearly all of our flights will either originate or fly into one of these hubs. Our revenues depend primarily on our completion of flights and secondarily on service factors such as timeliness of departure and arrival. Any interruptions or disruptions could, therefore, severely and adversely affect us. Extreme weather can cause flight disruptions, and during periods of storms or adverse weather, fog, low temperatures, etc., our flights may be canceled or significantly delayed. Hurricanes Katrina and Rita, in particular, caused severe disruption to air travel in the affected areas and adversely affected airlines operating in the region, including ASA. We operate a significant number of flights to and from airports with particular weather difficulties, including Atlanta, Salt Lake City, Chicago and Denver. A significant interruption or disruption in service at one of our hubs, due to adverse weather or otherwise, could result in the cancellation or delay of a significant portion of our flights and, as a result, could have a severe impact on our business, operations and financial performance.

Fluctuations in interest rates could adversely affect our liquidity, operating expenses and results.

A substantial portion of our indebtedness bears interest at fluctuating interest rates. These are primarily based on the London interbank offered rate for deposits of U.S. dollars, or LIBOR. LIBOR tends to fluctuate based on general economic conditions, general interest rates, federal reserve rates and the supply of and demand for credit in the London interbank market. We have not hedged our interest rate exposure and, accordingly, our interest expense for any particular period may fluctuate based on LIBOR and other variable interest rates. To the extent these interest rates increase, our interest expense will increase, in which event, we may have difficulty making interest payments and funding our other fixed costs and our available cash flow for general corporate requirements may be adversely affected.

Our business could be harmed if we lose the services of our key personnel.

Our business depends upon the efforts of our chief executive officer, Jerry C. Atkin, and our other key management and operating personnel. We may have difficulty replacing management or other key personnel who leave and, therefore, the loss of the services of any of these individuals could harm our business. We do not maintain key-man insurance on any of our executive officers.

Risks Related to the Airline Industry

We may be materially affected by the uncertainty of the airline industry.

The airline industry has experienced tremendous challenges in recent years and will likely remain volatile for the foreseeable future. Among other factors, the financial challenges faced by major carriers, including Delta, United and Northwest, the slowing U.S. economy and increased hostilities in Iraq, the Middle East and other regions have significantly affected, and are likely to continue to affect, the U.S. airline industry. These events have resulted in declines and shifts in passenger demand, increased insurance costs, increased government regulations and tightened credit markets, all of which have affected, and will continue to affect, the operations and financial condition of participants in the industry, including us, major carriers (including our major partners), competitors and aircraft manufacturers. These industry developments raise substantial risks and uncertainties which will affect us, major carriers (including our major partners), competitors and aircraft manufacturers in ways that we are unable to currently predict.

The airline industry is highly competitive and has undergone a period of consolidation and transition leaving fewer potential code-share partners.

The airline industry is highly competitive. We not only compete with other regional airlines, some of which are owned by or operated as code-share partners of major airlines, but we also face competition from low-cost carriers and major airlines on many of our routes. Low-cost carriers such as Southwest, JetBlue, US Airways, Frontier, and AirTran, among others, operate at many of our hubs, resulting in significant price competition. Additionally, a large number of other carriers operate at our hubs, creating intense competition. Certain of our competitors are larger and have significantly greater financial and other resources than we do. Moreover, federal deregulation of the industry allows competitors to rapidly enter our markets and to quickly discount and restructure fares. The airline industry is particularly susceptible to price discounting because airlines incur only nominal costs to provide service to passengers occupying otherwise unsold seats. Increased fare competition could adversely affect our operations and the price of our common stock. The airline industry has undergone substantial consolidation, and it may in the future undergo additional consolidation. Recent examples include the merger between America West Airlines and US Airways in September 2005, and American Airlines' acquisition of the majority of Trans World Airlines' assets in 2001. Other developments include domestic and international code-share alliances between major carriers, such as the "SkyTeam Alliance," that includes Delta, Continental and Northwest, among others. Any additional consolidation or significant alliance activity within the airline industry could limit the number of potential partners with whom we could enter into code-share relationships and materially adversely affect our relationship with our code-share partners.

Terrorist activities or warnings have dramatically impacted the airline industry, and will likely continue to do so.

The terrorist attacks of September 11, 2001 and their aftermath have negatively impacted the airline industry in general, including our operations. The primary effects experienced by the airline industry include a substantial loss of passenger traffic and revenue. Although, to some degree, airline passenger traffic and revenue have recovered since the September 11th attacks, additional terrorist attacks could have a similar or even more pronounced effect. Even if additional terrorist attacks are not launched against the

airline industry, there will be lasting consequences of the attacks, including increased security and insurance costs, increased concerns about future terrorist attacks, increased government regulation and airport delays due to heightened security. Additional terrorist attacks and the fear of such attacks could negatively impact the airline industry, and result in further decreased passenger traffic and yields, increased flight delays or cancellations associated with new government mandates, as well as increased security, fuel and other costs. We cannot provide any assurance that these events will not harm the airline industry generally or our operations or financial condition in particular.

Fuel costs have adversely affected, and may continue to adversely affect, the operations and financial performance of the airline industry.

The price of aircraft fuel is unpredictable and increased significantly during much of 2006. Higher fuel prices may lead to higher airfares, which would tend to decrease the passenger load of our code-share partners. In the long run, such decreases will likely have an adverse effect on the number of flights such partner will ask us to provide and the revenues associated with such flights. Additionally, fuel shortages have been threatened. The future cost and availability of fuel to us cannot be predicted, and substantial fuel cost increases or the unavailability of adequate supplies of fuel may have a material adverse effect on our results of operations. During periods of increasing fuel costs, our operating margins have been, and will likely continue to be, adversely affected.

We are subject to significant governmental regulation.

All interstate air carriers, including SkyWest Airlines and ASA, are subject to regulation by the DOT, the FAA and other governmental agencies. Regulations promulgated by the DOT primarily relate to economic aspects of air service. The FAA requires operating, air worthiness and other certificates; approval of personnel who may engage in flight, maintenance or operation activities; record keeping procedures in accordance with FAA requirements; and FAA approval of flight training and retraining programs. We cannot predict whether we will be able to comply with all present and future laws, rules, regulations and certification requirements or that the cost of continued compliance will not have a material adverse effect on our operations. We incur substantial costs in maintaining our current certifications and otherwise complying with the laws, rules and regulations to which we are subject. A decision by the FAA to ground, or require time-consuming inspections of or maintenance on, all or any of our aircraft for any reason may have a material adverse effect on our operations. In addition to state and federal regulation, airports and municipalities enact rules and regulations that affect our operations. From time to time, various airports throughout the country have considered limiting the use of smaller aircraft, such as our aircraft, at such airports. The imposition of any limits on the use of our aircraft at any airport at which we operate could have a material adverse effect on our operations.

The occurrence of an aviation accident would negatively impact our operations and financial condition.

An accident or incident involving one of our aircraft could result in significant potential claims of injured passengers and others, as well as repair or replacement of a damaged aircraft and its consequential temporary or permanent loss from service. In the event of an accident, our liability insurance may not be adequate to offset our exposure to potential claims and we may be forced to bear substantial losses from the accident. Substantial claims resulting from an accident in excess of our related insurance coverage would harm our operational and financial results. Moreover, any aircraft accident or incident, even if fully insured, could cause a public perception that our operations are less safe or reliable than other airlines.

Risks Related to Our Common Stock

We can issue additional shares without shareholder approval.

Our Restated Articles of Incorporation, as amended (the “Restated Articles”), authorize the issuance of up to 120,000,000 shares of common stock, all of which may be issued without any action or approval by our shareholders. As of December 31, 2006, we had 63,958,618 shares outstanding, net of treasury shares. In addition, as of December 31, 2006, we had equity-based incentive plans under which 4,801,537 shares are reserved for issuance and an employee stock purchase plan under which 2,338,631 shares are reserved for issuance, both of which may dilute the ownership interest of our stockholders. Our Restated Articles also authorize the issuance of up to 5,000,000 shares of preferred stock. Our board of directors has the authority to issue preferred stock with the rights and preferences, and at the price, which it determines. Any shares of preferred stock issued would likely be senior to shares of our common stock in various regards, including dividends, payments upon liquidation and voting. The value of our common stock could be negatively affected by the issuance of any shares of preferred stock.

Distribution of dividends may decrease or cease.

Historically, we have paid dividends in varying amounts on our common stock. The future payment and amount of cash dividends will depend upon our financial condition and results of operations, loan covenants and other factors deemed relevant by our board of directors. There can be no assurance that we will continue our practice of paying dividends on our common stock or that we will have the financial resources to pay such dividends.

Provisions of our charter documents and code-share agreements may affect the ability or desire of others to gain control of our company.

Our ability to issue preferred and common shares without shareholder approval may have the effect of delaying or preventing a change in control and may adversely affect the voting and other rights of the holders of our common stock, even in circumstances where such a change in control would be viewed as desirable by most investors. The provisions of the Utah Control Shares Acquisition Act may also discourage the acquisition of a significant interest in or control of our company. Additionally, our code-share agreements contain termination and extension trigger provisions related to change in control type transactions that may have the effect of deterring a change in control of our company.

ITEM 1B. UNRESOLVED STAFF COMMENTS

None

ITEM 2. PROPERTIES

Flight Equipment

As of December 31, 2006, we owned or leased a fleet of aircraft, consisting of the following types of aircraft:

<u>Aircraft Type</u>	<u>Number of Owned Aircraft</u>	<u>Number of Leased Aircraft</u>	<u>Passenger Capacity</u>	<u>Scheduled Flight Range (miles)</u>	<u>Average Cruising Speed (mph)</u>	<u>Average Age (years)</u>
CRJ200s.....	81	154	50	1,500	530	5.1
CRJ700s.....	47	45	70	1,600	530	2.1
CRJ900s.....	—	9	90	1,500	530	0.3
Brasilia Turboprops. ATR-72	14	48	30	300	300	9.9
Turboprops.....	—	12	66	300	300	13.2

SkyWest Airlines has firm orders to acquire eight additional new CRJ900s. In addition, SkyWest Airlines and ASA collectively intend to acquire 11 additional CRJ200s and sublease 12 CRJ700s from Delta commencing during the year ending December 31, 2007. SkyWest and ASA do not presently have orders for additional aircraft other than these Bombardier Regional Jets. Gross committed expenditures for these 31 aircraft and related equipment, including estimated amounts for contractual price escalations will be approximately \$363.5 million through April 2007. We presently are receiving these aircraft on an incremental schedule, and anticipate that delivery dates for these aircraft could continue through approximately August 2007; however, actual delivery dates remain subject to final determination based on various factors. SkyWest Airlines and ASA have also obtained combined options for another 38 Bombardier Regional Jets that can be delivered in either 70 or 90-seat configurations.

The following table outlines the number of Bombardier Regional Jets that SkyWest Airlines and ASA are scheduled to receive during each of the periods set forth below and the expected size and composition of our combined fleet following the receipt of these aircraft.

	During the fiscal year ending December 31,			
	2007	2008	2009	2010
<i>Additional aircraft deliveries</i>				
Additional CRJ200s	11	0	0	0
Additional CRJ700s	12	0	0	0
Additional CRJ900s	8	0	0	0
<i>Expected fleet size</i>				
Total Bombardier Regional Jets	367	367	367	367
Total Brasilia Turboprops	59	58	56	46
Total ATR-72 Turboprops	12	0	0	0
Total Combined Fleet	438	425	423	413

Bombardier Regional Jets

The Bombardier Regional Jets are among the quietest commercial jets currently available and offer many of the amenities of larger commercial jet aircraft, including flight attendant service, as well as a stand-up cabin, overhead and underseat storage, lavatories and in-flight snack and beverage service. The speed of Bombardier Regional Jets is comparable to larger aircraft operated by the major airlines, and they have a range of approximately 1,600 miles; however, because of their smaller size and efficient design, the per-flight cost of operating a Bombardier Regional Jet is generally less than that of a 120-seat or larger jet aircraft.

Brasilia Turboprops

The Brasilia turboprops are 30-seat, pressurized aircraft designed to operate more economically over short-haul routes than larger jet aircraft. These factors make it economically feasible for SkyWest Airlines to provide high frequency service in markets with relatively low volumes of passenger traffic. Passenger comfort features of the Brasilia turboprops include stand-up headroom, a lavatory, overhead baggage compartments and flight attendant service. We expect that Delta and United will want us to continue to operate Brasilia turboprops in markets where passenger load and other factors make the operation of a Bombardier Regional Jet impractical. As of December 31, 2006, SkyWest Airlines operated 62 Brasilia turboprops out of Los Angeles, San Francisco, Salt Lake City, Seattle/Tacoma and Portland. SkyWest Airlines' Brasilia turboprops are generally used in its California markets, which are characterized by high frequency service on shorter stage lengths.

ATR-72 Turboprops

While ASA currently operates 12 ATR-72 turboprops out of Atlanta, we expect that these aircraft will be removed from service by December 2008.

Ground Facilities

SkyWest Airlines and ASA own or lease the following principal properties:

SkyWest Airlines Facilities

- SkyWest Airlines owns a 56,600 square foot aircraft maintenance facility in Palm Springs, California
- SkyWest Airlines leases a 131,300 square foot facility at the Salt Lake International Airport. This facility consists of a 58,400 square foot aircraft maintenance hangar and 72,900 square feet of training and office space. In January 2002, we entered into a sale lease-back agreement with the Salt Lake Airport Authority. SkyWest Airlines is leasing the facility under an operating lease arrangement over a 26-year term.
- SkyWest Airlines leases a 90,000 square foot aircraft maintenance and training facility at the Salt Lake City International Airport. The Salt Lake City facility consists of 40,000 square feet of maintenance facilities and 50,000 square feet of training and other facilities. We originally constructed the Salt Lake City facility which we subsequently sold to and leased back from the Salt Lake City Airport Authority. SkyWest Airlines is leasing the facility under an operating lease arrangement over a 36-year term.
- SkyWest Airlines leases a 90,000 square foot maintenance hangar and a 15,000 square foot office facility in Fresno, California.
- SkyWest Airlines leases a 28,000 square foot maintenance hangar in Tucson, Arizona.
- SkyWest Airlines leases a 57,000 square foot maintenance facility in Chicago, Illinois.
- SkyWest Airlines is currently constructing a maintenance facility in Colorado Springs, Colorado. The facility includes a 55,000 square foot hangar and a 46,000 square foot office facility and is expected to be completed by summer 2007.
- SkyWest Airlines leases ticket counters, check-in and boarding and other facilities in the passenger terminal areas in the majority of the airports it serves and staffs those facilities with SkyWest Airlines personnel. Other airlines, including Delta and United, provide ticket handling and/or ground support services for SkyWest Airlines in 54 of the 133 airports to which SkyWest Airlines flies.
- We own the corporate headquarters facilities of SkyWest and SkyWest Airlines, located in St. George, Utah, in two adjacent buildings of 63,000 and 55,000 square feet, respectively. Both facilities were internally funded with cash generated from operations and were subsequently refinanced with third-party debt.

ASA Facilities

- ASA leases 63,300 square feet in an office building located at the Hartsfield-Jackson Atlanta International Airport which serves as ASA's corporate headquarters. The lease expires on April 30, 2008.

- ASA leases a 78,550 square foot aircraft maintenance facility in Macon, Georgia. The Macon facility also contains a 7,500 square foot training and storage facility. The Macon facility is bond-financed, with the lease expiring in 2018.
- ASA leases a 39,000 square foot aircraft maintenance facility in Baton Rouge, Louisiana. ASA has the right to occupy the Baton Rouge facility rent-free until 2022.
- ASA leases a 63,800 square foot parts storage facility located near the Hartsfield-Jackson Atlanta International Airport.
- ASA leases smaller aircraft line maintenance facilities in Atlanta, Georgia; Salt Lake City, Utah; Columbia, South Carolina; Fort Walton Beach, Florida; Montgomery, Alabama; Cincinnati, Ohio; Los Angeles, California; and Shreveport, Louisiana.
- ASA uses 29 gates at the Hartsfield-Jackson Atlanta International Airport: 13 gates are leased directly from the airport authority, six gates are subleased from US Air, eight gates are subleased from Delta and two gates are used pursuant to a month-to-month arrangement with the City of Atlanta.
- ASA leases ticket counters, check-in and boarding and other facilities in the passenger terminal areas in the majority of the airports it serves and staffs those facilities with ASA personnel. Other airlines, including Delta, provide ticket handling and/or ground support services for ASA in 107 of 145 airports ASA serves.

Our management deems SkyWest Airlines' and ASA's current facilities as being suitable and necessary to support existing operations and believes these facilities will be adequate for the foreseeable future.

ITEM 3. LEGAL PROCEEDINGS

We are subject to certain legal actions which we consider routine to our business activities. As of December 31, 2006, our management believed, after consultation with legal counsel, that the ultimate outcome of such legal matters is not likely to have a material adverse effect on our financial position, liquidity or results of operations.

ITEM 4. SUBMISSION OF MATTERS TO A VOTE OF SECURITY HOLDERS

No matters were submitted to a vote of security holders during the fourth quarter of the year ended December 31, 2006.

PART II

ITEM 5. MARKET FOR REGISTRANT'S COMMON EQUITY, RELATED STOCKHOLDER MATTERS AND ISSUER PURCHASES OF EQUITY SECURITIES

Market Price for Our Common Stock

Our common stock is traded on The Nasdaq National Market under the symbol "SKYW." At February 23, 2007, there were approximately 1,118 stockholders of record. Securities held of record do not include shares held in securities position listings. The following table sets forth the range of high and low closing sales prices for our common stock, during the periods indicated.

<u>Quarter</u>	<u>2006</u>		<u>2005</u>	
	<u>High</u>	<u>Low</u>	<u>High</u>	<u>Low</u>
First	\$29.79	\$26.02	\$20.30	\$16.05
Second	29.46	21.46	19.76	17.35
Third	25.99	22.12	26.82	18.08
Fourth	28.05	24.60	32.84	26.25

The transfer agent for our common stock is Zions First National Bank, Salt Lake City, Utah.

Dividends

During 2006 and 2005, our Board of Directors declared regular quarterly dividends of \$0.03 per share. On November 8, 2006, our Board of Directors declared a regular quarterly cash dividend of \$0.03 per share payable to stockholders of record on December 29, 2006 and paid the dividend on January 5, 2007.

Securities Authorized for Issuance Under Equity Compensation Plans

The following table contains information regarding our equity compensation plans as of December 31, 2006.

<u>Plan Category</u>	<u>Number of Securities to be Issued upon Exercise of Outstanding Options, Warrants and Rights</u>	<u>Weighted-Average Exercise Price of Outstanding Options, Warrants and Rights</u>	<u>Number of Securities Remaining Available for Future Issuance under Equity Compensation Plans (Excluding Securities Reflected in the First Column)</u>
Equity compensation plans approved by security holders (1)	5,504,572	\$19.36	7,140,168

- (1) Consists of our Executive Stock Incentive Plan, our All Share Stock Option Plan, our SkyWest Inc. Long Term Incentive Plan, and our Employee Stock Purchase Plan. See Note 6 to our Consolidated Financial Statements for the fiscal year ended December 31, 2006, included in Item 8 of this Report, for additional information regarding these plans.

ITEM 6. SELECTED FINANCIAL DATA

The following selected financial and operating data should be read in conjunction with "Management's Discussion and Analysis of Financial Condition and Results of Operations," and our consolidated financial statements and related notes included elsewhere in this Report.

Selected Consolidated Financial Data (amounts in thousands, except per share data):

	Year Ended December 31,				
	2006	2005(2)	2004	2003	2002
Operating revenues	\$3,114,656	\$1,964,048	\$1,156,044	\$ 888,026	\$774,447
Operating income.....	339,160	220,408	144,776	108,480	119,555
Income before cumulative effect of change in accounting principle ...	145,806	112,267	81,952	66,787	78,277
Net income	145,806	112,267	81,952	66,787	86,866
Net income per common share:					
Basic.....	\$ 2.33	\$ 1.94	\$ 1.42	\$ 1.16	\$ 1.52
Diluted.....	2.30	1.90	1.40	1.15	1.51
Weighted average shares:					
Basic.....	62,474	57,851	57,858	57,745	57,229
Diluted.....	63,382	58,933	58,350	58,127	57,551
Total assets	\$3,731,419	\$3,320,646	\$1,662,287	\$1,529,210	\$999,384
Current assets	1,095,454	693,632	712,337	670,368	513,233
Current liabilities	408,431	615,917	170,467	151,959	121,388
Long-term debt, net of current maturities.....	1,675,626	1,422,758	463,233	462,773	125,379
Stockholders' equity.....	1,178,293	913,198	779,055	709,063	638,686
Return on average equity(1)	13.9%	13.2%	11.0%	9.9%	14.7%
Cash dividends declared per common share	\$ 0.12	\$ 0.12	\$ 0.12	\$ 0.08	\$ 0.08

- (1) Calculated by dividing net income by the average of beginning and ending stockholders' equity for the year
- (2) On September 7, 2005, we completed the acquisition of ASA from Delta for \$421.3 million in cash. We paid \$5.3 million of transaction fees and assumed approximately \$1.25 billion in long-term debt and related assets. Our 2005 consolidated operating revenues contain 114 days of additional revenue and expenses generated by the ASA acquisition.

Selected Operating Data

	Year Ended December 31,				
	2006	2005	2004	2003	2002
Block hours	1,298,769	866,975	589,129	482,158	405,007
Departures.....	857,631	623,307	464,697	395,631	351,631
Passengers carried	31,465,552	20,343,975	13,424,520	10,738,691	8,388,935
Revenue passenger miles (000)	15,819,191	9,538,906	5,546,069	4,222,669	2,990,753
Available seat miles (000).....	20,209,888	12,718,973	7,546,318	5,875,029	4,356,053
Passenger load factor.....	78.3%	75.0%	73.5%	71.9%	68.7%
Passenger break-even load factor ...	72.7%	68.6%	65.5%	63.9%	58.4%
Yield per revenue passenger mile ...	19.5¢	20.3¢	20.5¢	20.9¢	25.7¢
Revenue per available seat mile	15.4¢	15.4¢	15.3¢	15.1¢	17.8¢
Cost per available seat mile	14.3¢	14.1¢	13.6¢	13.4¢	15.1¢
Average passenger trip length	503	469	413	393	356
Number of operating aircraft at end of year	410	380	206	185	149

Quarterly Financial Data

	Year Ended December 31, 2006				
	First Quarter	Second Quarter	Third Quarter	Fourth Quarter	Year
Operating revenues (000)	\$742,855	\$790,404	\$791,841	\$789,556	\$3,114,656
Operating income (000)	82,863	89,621	87,771	78,905	339,160
Net income (000)	34,588	39,286	40,685	31,247	145,806
Net income per common share:					
Basic	\$ 0.59	\$ 0.62	\$ 0.64	\$ 0.49	\$ 2.33
Diluted	0.57	0.62	0.63	0.48	2.30
Weighted average common shares:					
Basic:	59,118	62,970	63,870	63,940	62,474
Diluted:	60,417	63,759	64,482	64,868	63,382

The following terms used in this section and elsewhere in this Report have the meanings indicated below:

“Revenue passenger miles” represents the number of miles flown by revenue passengers.

“Available seat miles” represents the number of seats available for passengers multiplied by the number of miles the seats are flown.

“Passenger load factor” represents the percentage of aircraft seating capacity that is actually utilized (revenue passenger miles divided by available seat miles).

“Passenger breakeven load factor” is the passenger load factor that will result in operating revenues being equal to operating expenses, assuming constant revenue per passenger mile and expenses.

“Yield per passenger mile” represents the average amount one passenger pays to fly one mile.

“Passenger revenue per available seat mile” represents passenger revenue divided by available seat miles.

“Operating cost per available seat mile” represents operating expenses plus interest divided by available seat miles.

Item 7. Management's Discussion and Analysis of Financial Condition and Results of Operations

The following discussion and analysis presents factors that had a material effect on our results of operations during the years ended December 31, 2006, 2005 and 2004. Also discussed is our financial position as of the end of December 31, 2006 and 2005. You should read this discussion in conjunction with our consolidated financial statements, including the notes thereto, appearing elsewhere in this Report or incorporated herein by reference. This discussion and analysis contains forward-looking statements. Please refer to the sections of this Report entitled "Cautionary Statement Concerning Forward-Looking Statements" and "Item 1A. Risk Factors" for discussion of the uncertainties, risks and assumptions associated with these statements.

Overview

Through SkyWest Airlines and ASA, we operate the largest regional airline in the United States. As of December 31, 2006, SkyWest Airlines and ASA offered scheduled passenger and air freight service with more than 2,400 total daily departures to 229 destinations in the United States, Canada, Mexico and the Caribbean. Additionally, we provide ground handling services for approximately nine other airlines throughout our system. As of December 31, 2006, our consolidated fleet consisted of 235 CRJ200s (66 assigned to United and 169 assigned to Delta, including ten CRJ100s which have been upgraded to conform to the manufacturer's specifications for CRJ200s) 92 CRJ700s (52 assigned to United and 40 assigned to Delta), nine CRJ900s (all assigned to Delta), 62 Brasilia turboprops (48 assigned to United and 14 assigned to Delta), and 12 ATR-72 turboprops (all assigned to Delta). We believe our success in attracting multiple contractual relationships with major airline partners is attributable to our delivery of high-quality customer service with an all cabin-class fleet at a competitive cost structure. For the month ended December 31, 2006, approximately 58.1% of our aggregate capacity was operated under the Delta code and approximately 41.9% was operated under the United code.

SkyWest Airlines has been a partner with Delta in Salt Lake City and United in Los Angeles since 1987 and 1997, respectively. In 1998, SkyWest Airlines expanded its relationship with United to provide service in Portland, Seattle/Tacoma, San Francisco and additional Los Angeles markets. In 2004, SkyWest Airlines expanded its United Express operations to provide service in Chicago. As of December 31, 2006, SkyWest Airlines operated as a Delta Connection carrier in Salt Lake City, and a United Express carrier in Los Angeles, San Francisco, Denver, Chicago and the Pacific Northwest, operating more than 1,600 total daily flights.

On September 7, 2005, we completed the acquisition of ASA from Delta for \$421.3 million in cash. Additionally, as part of the purchase, we paid \$5.3 million of transaction fees and assumed approximately \$1.25 billion in long-term debt. In addition, we returned to Delta \$50 million in deposits that Delta had previously paid on future ASA aircraft deliveries. We believe the combination of SkyWest Airlines and ASA presents us with new opportunities for growth through our two geographically-focused regional airline platforms—SkyWest Airlines in the Western United States and ASA in the Eastern United States. We now provide the vast majority of regional airline service for Delta in Atlanta, its most important eastern hub, and Salt Lake City, its most important western hub. In connection with the ASA acquisition, we established new, separate, but substantially similar, long-term fixed-fee Delta Connection Agreements with Delta for both SkyWest Airlines and ASA. We also obtained control of 29 gates in the Hartsfield-Jackson International Airport located in Atlanta, from which we currently provide service to Delta. Delta has committed to provide to us opportunities to utilize 20 additional regional jets in our fleet by the end of 2007. Delta has also agreed that, starting in 2008, ASA is guaranteed to maintain its percentage of total Delta Connection flights that it has in 2007, so long as its bid for additional regional flying is competitive with other regional carriers.

ASA has been a code-share partner with Delta in Atlanta since 1984. ASA expanded its operations as a Delta Connection carrier to also include Cincinnati and Salt Lake City in September 2002 and April 2003, respectively. ASA operates approximately 750 daily flights, all in the Delta Connection system.

Historically, multiple contractual relationships have enabled us to reduce reliance on any single major airline code and to enhance and stabilize operating results through a mix of our controlled or “pro-rate” flying and contract flying. On contract routes, the major airline partner controls scheduling, ticketing, pricing and seat inventories and we are compensated by the major airline partner at contracted rates based on the completed block hours, flight departures and other operating measures. On pro-rate flights, we control scheduling, ticketing, pricing and seat inventories and receive a pro-rated portion of passenger fares. Since August 1, 2003, all of our CRJ flights have been contract flights. For the year ended December 31, 2006, essentially all of our Brasilia turboprops flown for Delta were flown under pro-rate arrangements while approximately 71% of our Brasilia turboprops flown in the United system were flown under contractual arrangements, with the remaining 29% percent flown under pro-rate arrangements.

In September 2005, Delta filed for reorganization under Chapter 11 of the U.S. Bankruptcy Code. Prior to the date of Delta’s bankruptcy filing, each of SkyWest Airlines and ASA entered into an amended Delta Connection Agreement which provides for a 15-year term, subject to certain termination and extension rights. Delta received all necessary approvals from the U.S. Bankruptcy Court and the Delta Connection Agreements were assumed by Delta on October 6, 2005. Under the terms of its Delta Connection Agreement, SkyWest Airlines is compensated primarily on a fee-per-completed-block hour and departure basis, is reimbursed for fuel and other direct costs, and is paid a margin based on completed block hours. Under its Delta Connection Agreement, ASA is compensated primarily on a fee-per-completed-block-hour basis, is directly reimbursed for fuel and other costs, and is paid a margin based on performance incentives. Notwithstanding the assumption by Delta of the Delta Connection Agreements, Delta’s bankruptcy filing could still lead to many other unforeseen expenses, risks and uncertainties for SkyWest Airlines, ASA or both.

Although Delta has filed a proposed plan of reorganization and scheduled a hearing seeking confirmation of the proposed plan, it could convert its reorganization proceeding to a liquidation proceeding under the U.S. Bankruptcy Code or liquidate some or all of its assets through one or more transactions with third parties. Such events could jeopardize our Delta Connection operations, leave us unable to efficiently utilize the additional aircraft which we are currently obligated to purchase, or result in other outcomes which could have a material adverse effect on our operating results or financial condition.

Although a plan of reorganization has been confirmed in United’s bankruptcy proceedings, which became effective on February 1, 2006, there is no assurance that United will be able to operate successfully under the terms of its plan. In the event United is not able to perform successfully under the terms of its plan, our United Express operations could be jeopardized, which could have a material adverse effect on our operating results or financial condition.

On November 21, 2006, we announced that SkyWest had been selected by Delta to operate 12 CRJ700s previously operated by Comair. Deliveries of these aircraft began in January 2007 and are scheduled to be completed by April 2007. On December 21, 2006 we announced that SkyWest Airlines was selected by Midwest to enter into an airline services agreement. Under the terms of the agreement, SkyWest Airlines will operate up to 25 additional CRJ200s. The initial 15 aircraft are scheduled for delivery beginning in April 2007. Our total firm aircraft orders and commitments, as of December 31, 2006, consisted of orders for eight additional new CRJ900s, plans to acquire 11 additional CRJ200s through third-party lease arrangements and commitments to sublease 12 CRJ700’s from Delta. Total expenditures for these aircraft and related flight equipment, including amounts for contractual price escalations are estimated to be approximately \$363.5 million through April 2007. Additionally, our agreement with Bombardier includes options for another 38 aircraft that can be delivered in either 70 or 90-seat

configurations. Delivery dates for these aircraft remain subject to final determination as agreed upon by us and our major partners.

Critical Accounting Policies

Our significant accounting policies are summarized in Note 1 to our consolidated financial statements for the year ended December 31, 2006, included in Item 8 of this Report. Critical accounting policies are those policies that are most important to the preparation of our consolidated financial statements and require management's subjective and complex judgments due to the need to make estimates about the effect of matters that are inherently uncertain. Our critical accounting policies relate to revenue recognition, aircraft maintenance, aircraft leases and impairment of long-lived assets and intangibles as discussed below. The application of these accounting policies involves the exercise of judgment and the use of assumptions as to future uncertainties and, as a result, actual results will differ, and could differ materially from such estimates.

Revenue Recognition

Passenger and ground handling revenues are recognized when service is provided. Under our contract and pro-rate flying agreements with our code-share partners, revenue is considered earned when the flight is completed. In the event that our contractual rates have not been finalized at quarterly or annual financial statement dates, we record revenues based on a prior period's approved rates, adjusted to reflect management's current estimate of the results of the then-current contract negotiations. Our agreements with our code-share partners contain certain provisions pursuant to which the parties could terminate the respective agreement, subject to certain rights of the other party, if certain performance criteria are not maintained. Our revenues could be impacted by a number of factors, including changes to the code-share agreements, contract modifications resulting from contract renegotiations and our ability to earn incentive payments contemplated under applicable agreements.

Maintenance

We use the direct-expense method of accounting for our regional jet aircraft engine overhaul costs. Under this method, the maintenance liability is not recorded until the maintenance services are performed, thus substantially reducing significant estimates and judgments inherent under the accrual method. We use the "deferral method" of accounting for our Brasilia turboprop engine overhauls, which provides for engine overhaul costs to be capitalized and depreciated over the estimated useful life of the engine. For leased aircraft, we are subject to lease return provisions that require a minimum portion of the "life" of an overhaul be remaining on the engine at the lease return date. With respect to engine overhauls related to leased Brasilia turboprops to be returned, we adjust the estimated useful lives of the final engine overhauls based on the respective lease return dates. With respect to SkyWest Airlines, a third-party vendor provides our long-term engine services covering the scheduled and unscheduled repairs for engines on our CRJ700s. Under the terms of the agreement, we pay a set dollar amount per engine hour flown on a monthly basis and the third-party vendor assumes the obligation to repair the engines at no additional cost to us, subject to certain specified exclusions.

Aircraft Leases

The majority of SkyWest Airlines' aircraft are leased from third parties, while ASA's aircraft are primarily debt-financed on a long-term basis. In order to determine the proper classification of our leased aircraft as either operating leases or capital leases, we must make certain estimates at the inception of the lease relating to the economic useful life and the fair value of an asset as well as select an appropriate discount rate to be used in discounting future lease payments. These estimates are utilized by management in making computations as required by existing accounting standards that determine whether the lease is classified as an operating lease or a capital lease. All of our aircraft leases have been classified as operating

leases, which results in rental payments being charged to expense over the terms of the related leases. Additionally, operating leases are not reflected in our condensed consolidated balance sheet and accordingly, neither a lease asset nor an obligation for future lease payments is reflected in our condensed consolidated balance sheet.

Impairment of Long-Lived and Intangible Assets

As of December 31, 2006, we had approximately \$2.6 billion of property and equipment and related assets. Additionally, as of December 31, 2006, we had approximately \$30.7 million in intangible assets. In accounting for these long-lived and intangible assets, we make estimates about the expected useful lives of the assets, the expected residual values of certain of these assets, and the potential for impairment based on the fair value of the assets and the cash flows they generate. We recorded an intangible of approximately \$33.7 million relating to the acquisition of ASA. The intangible is being amortized over fifteen years under the strait-line method. As of December 31, 2006, we had recorded \$3.0 million in accumulated amortization expense. Factors indicating potential impairment include, but are not limited to, significant decreases in the market value of the long-lived assets, a significant change in the condition of the long-lived assets and operating cash flow losses associated with the use of the long-lived assets. On a periodic basis, we evaluate whether the book value of our aircraft is impaired in accordance with SFAS No. 144, "Accounting for the Impairment or Disposal of Long-Lived Assets." Based on the results of the evaluations, our management concluded no impairment was necessary as of December 31, 2006. However, there is inherent risk in estimating the future cash flows used in the impairment test. If cash flows do not materialize as estimated, there is a risk the impairment charges recognized to date may be inaccurate, or further impairment charges may be necessary in the future.

Stock-Based Compensation Expense

Effective January 1, 2006, we adopted the fair value recognition provisions of Statement of Financial Accounting Standards No. 123(R), *Share-Based Payment* ("SFAS No. 123(R)"), using the modified-prospective transition method. Under the modified-prospective transition method, compensation cost recognized during the year ended December 31, 2006 includes compensation cost for all share-based payments granted to, but not yet vested as of January 1, 2006, based on the grant date fair value estimated in accordance with the original provisions of SFAS No. 123(R). Prior to January 1, 2006, we applied Accounting Principles Board ("Opinion No. 25"), and related interpretations in accounting for our stock-based compensation plans. Results for prior periods have not been restated. As a result of adopting SFAS No. 123(R) on January 1, 2006, our net income for the year ended December 31, 2006 was \$7.6 million lower than if we had continued to account for share-based compensation under Opinion No. 25. Basic and diluted earnings per share for the year ended December 31, 2006 were \$0.13 and \$0.11 lower, respectively, than if we had continued to account for share-based compensation under Opinion No. 25.

Applying SFAS No. 123(R), we estimate the fair value of stock options as of the grant date using the Black-Scholes option pricing model. We use historical data to estimate option exercises and employee termination in the option pricing model. The expected term of options granted is derived from the output of the option pricing model and represents the period of time that options granted are expected to be outstanding. The expected volatilities are based on the historical volatility of our common stock and other factors.

During the year ended December 31, 2006, we granted 376,890 stock options to our employees and 317,823 shares of restricted stock to our employees under the 2006 Incentive Plan. The restricted stock has a three-year vesting period, during which the recipient must remain employed with SkyWest or one of our subsidiaries. Additionally, we granted 12,600 fully vested shares of restricted stock to our directors. As of December 31, 2006, we had \$12.3 million of total unrecognized compensation cost related to non-vested

stock options and non-vested restricted stock grants. Total unrecognized compensation cost will be adjusted for future changes in estimated forfeitures. We expect to recognize this cost over a weighted average period of 1.0 years.

Results of Operations

2006 Compared to 2005

Operating Statistics. The following table sets forth our major operational statistics and the percentage-of-change for the years identified below.

	Year ended December 31,		
	2006	2005	%Change
Block hours	1,298,769	866,975	49.8
Departures	857,631	623,307	37.6
Passengers carried	31,465,552	20,343,975	54.7
Revenue passenger miles (000)	15,819,191	9,538,906	65.8
Available seat miles (000)	20,209,888	12,718,973	58.9
Passenger load factor	78.3%	75.0%	3.3pts
Passenger breakeven load factor	72.7%	68.6%	4.1pts
Yield per revenue passenger mile	19.5¢	20.3¢	(3.9)
Revenue per available seat mile	15.4¢	15.4¢	—
Cost per available seat mile	14.3¢	14.1¢	1.4
Fuel cost per available seat mile	5.0¢	4.6¢	8.7
Average passenger trip length (miles)	503	469	7.2

Our total ASMs generated during the year ended December 31, 2006 increased 58.9% from the year ended December 31, 2005. The increase in ASMs was primarily a result of increasing the size of our aircraft fleet, from 380 aircraft as of December 31, 2005, to 410 aircraft as of December 31, 2006. On September 7, 2005, the date we acquired ASA, ASA's fleet consisted of 149 aircraft (35 CRJ700s, 102 CRJ200s and 12 ATRs). Additionally, during the year ended December 31, 2006, we took delivery of 9 CRJ900s, 15 CRJ 700s and 6 CRJ200s.

Net Income. Net income increased to \$145.8 million, or \$2.30 per diluted share, for the year ended December 31, 2006, compared to \$112.3 million, or \$1.90 per diluted share, for the year ended December 31, 2005. Factors relating to the change in net income are discussed below.

Operating revenues increased 58.6% for the year ended December 31, 2006, compared to the year ended December 31, 2005. The increase in total operating revenues was primarily due to a 58.9% increase in ASMs. Revenue per ASM was 15.4¢ for the years ended December 31, 2006 and 2005. Airline operating and interest expenses, excluding fuel charges, per ASM decreased 2.1% to 9.3¢ for the year ended December 31, 2006, from 9.5¢ for the year ended December 31, 2005. The primary reason for the decrease was the operating efficiencies obtained from increased stage lengths flown by our regional jets.

Passenger Revenues. Passenger revenues, which represented 99.1% of consolidated operating revenues for the year ended December 31, 2006, increased 59.3% to \$3.09 billion for the year ended December 31, 2006, from \$1.94 billion, or 98.7% of consolidated operating revenues, for the year ended December 31, 2005. Our passenger revenues, excluding fuel reimbursements from major partners, increased 53.5% for the year ended December 31, 2006. The increase in passenger revenues excluding fuel was primarily due to a 58.9% increase in ASMs (which resulted principally from the acquisition of ASA in September 2005 and additional aircraft delivered in 2006). Revenue per ASM was 15.4¢ for the years ended December 31, 2006 and 2005. Passenger revenues include an amount designed to reimburse us for

aircraft ownership costs. The amount deemed to be rental income related to aircraft ownership costs for the year ended 2006 was \$486.6 million.

Passenger Load Factor. Passenger load factor increased to 78.3% for the year ended December 31, 2006, from 75.0% for the year ended December 31, 2005. The increase in load factor was due primarily to the further development of our relationships with United and Delta whereby SkyWest Airlines and ASA supplement mainline service in previously established and developed markets.

Ground Handling and Other Revenue. Total ground handling revenue for the year ended December 31, 2006 increased approximately 7.2% from the same period of 2005. The increase was primarily related to additional cities SkyWest Airlines was awarded ground handling contracts from our major partners, whereby, SkyWest Airlines performs the ground handling for other regional airlines.

Total Airline Expenses Excluding Fuel. Total airline expenses for the year ended December 31, 2006, excluding fuel charges (which are substantially reimbursable by our major partners), increased approximately 56.1% from the same period of 2005. The increase was primarily a result of a 58.9% increase in ASMs (which resulted principally from the acquisition of ASA in September 2005 and additional aircraft delivered in 2006). Airline operating and interest expenses, excluding fuel charges, per ASM decreased 2.1% to 9.3¢ for the year ended December 31, 2006, from 9.5¢ for the year ended December 31, 2005. The primary reason for the decrease was the operating efficiencies obtained from increased stage lengths flown by our regional jets.

Operating and Interest Expenses. Operating and interest expenses increased 61.0% to \$2.89 billion for the year ended December 31, 2006, compared to \$1.80 billion for the year ended December 31, 2005. The increase in total operating and interest expenses was due principally to the acquisition of ASA in September 2005 and additional aircraft delivered in 2006. As a percentage of consolidated operating revenues, total operating and interest expenses increased to 92.9% for the year ended December 31, 2006, from 91.5% for the year ended December 31, 2005. The increase in operating and interest expenses as a percentage of consolidated operating revenues was primarily due to significant increases in fuel costs year-over-year.

The following tables set forth information regarding our operating expense components for the years ended December 31, 2006 and 2005. Operating expenses are expressed as a percentage of operating revenues. Individual expense components are also expressed as cents per ASM.

	2006			2005		
	Amount	Percentage	Cents	Amount	Percentage	Cents
	(in thousands)	of Revenue	per ASM	(in thousands)	of Revenue	Per ASM
Salaries, wages and employee benefits.....	\$ 673,961	21.6	3.3	\$ 434,218	22.1	3.4
Aircraft costs.....	471,381	15.1	2.3	325,771	16.6	2.6
Maintenance.....	220,705	7.1	1.1	129,626	6.6	1.0
Fuel.....	1,010,717	32.5	5.0	590,776	30.1	4.6
Other airline expenses.....	398,732	12.8	2.0	263,248	13.4	2.1
Interest.....	118,002	3.8	0.6	53,331	2.7	0.4
Total airline expenses.....	<u>\$2,893,498</u>		<u>14.3</u>	<u>\$1,796,970</u>		<u>14.1</u>

The cost per ASM of salaries, wages and employee benefits decreased to 3.3¢ for the year ended December 31, 2006, compared to 3.4¢ for the year ended December 31, 2005. The average number of full-time equivalent employees increased 8.6% to 14,450 for the year ended December 31, 2006 from 13,304 for the year ended December 31, 2005. The increase in number of employees was primarily due to the addition

of personnel required for the new regional jet flying and due to the addition of personnel required for new cities added to our ground handling service contracts.

The cost per ASM for aircraft costs, including aircraft rent and depreciation, decreased to 2.3¢ for the year ended December 31, 2006, from 2.6¢ for the year ended December 31, 2005. The decrease in cost per ASM was primarily due to the addition of ASA's regional jet fleet and the addition of nine CRJ900s and 15 CRJ 700s, which have a lower operating cost per ASM than CRJ200s and our existing turboprop fleets.

The cost per ASM for maintenance expense increased to 1.1¢ for the year ended December 31, 2006, from 1.0¢ for the year ended December 31, 2005. The increase in the cost per ASM was primarily attributed to timing of maintenance events associated with a higher average age of our CRJ200 and CRJ700 fleets. The "Maintenance" line in the table set forth above does not include salaries, wages and employee benefits associated with our maintenance operations (those costs are included in the "Salary, wages and employee benefits" line in the table). Accordingly, the amount for "Maintenance" in the table above differs from the maintenance expense in our Consolidated Statements of Income set forth in Item 8 below. Under the United Express Agreement, specific amounts are included in the rates charged to United for mature maintenance on regional jet engines that we record as revenue. However, consistent with the direct expense maintenance policy, we record maintenance expense on our CRJ200 engines as it is incurred. As a result, during the year ended December 31, 2006, we collected and recorded as revenue \$27.7 million (pretax) under the United Express Agreement, with no material offset to CRJ200 engine maintenance overhauls.

The cost per ASM for fuel increased 8.7% to 5.0¢ for the year ended December 31, 2006, from 4.6¢ for the year ended December 31, 2005. This increase was primarily due to the average price of fuel increasing to \$2.20 per gallon during the year ended December 31, 2006, from \$2.05 per gallon for the year ended December 31, 2005.

The cost per ASM for other expenses, primarily consisting of landing fees, station rentals, computer reservation system fees and hull and liability insurance, decreased 4.8% to 2.0¢ for the year ended December 31, 2006, from 2.1¢ for the year ended December 31, 2005. The primary reason for the decrease was the operating efficiencies obtained from increased stage lengths flown by our regional jets.

Interest expense increased to approximately \$118.0 million during the year ended December 31, 2006, from approximately \$53.3 million during the year ended December 31, 2005. The increase in interest expense was primarily due to the acquisition of ASA's aircraft in September 2005 which are primarily financed with long-term debt.

2005 Compared to 2004

Operating Statistics. The following table sets forth our major operational statistics and the percentage-of-change for the years identified below.

	Year ended December 31,		
	2005	2004	%Change
Block hours	866,975	589,129	47.2
Departures	623,307	464,697	34.1
Passengers carried	20,343,975	13,424,520	51.5
Revenue passenger miles (000)	9,538,906	5,546,069	72.0
Available seat miles (000)	12,718,973	7,546,318	68.5
Passenger load factor	75.0%	73.5%	1.5pts
Passenger breakeven load factor	68.6%	65.5%	3.1pts
Yield per revenue passenger mile	20.3¢	20.5¢	(1.0)
Revenue per available seat mile	15.4¢	15.3¢	0.7
Cost per available seat mile	14.1¢	13.6¢	3.7
Fuel cost per available seat mile	4.6¢	3.3¢	39.4
Average passenger trip length (miles)	469	413	13.6

Our total ASMs generated during the year ended December 31, 2005 increased 68.5% from the year ended December 31, 2004. The increase in ASMs was primarily a result of increasing the size of our aircraft fleet, including our acquisition of ASA, from 206 aircraft as of December 31, 2004, to 380 aircraft as of December 31, 2005. On the date we acquired ASA, ASA's fleet consisted of 149 aircraft (35 CRJ700s, 102 CRJ200s and 12 ATRs). In addition to the aircraft acquired in connection with the acquisition of ASA, we took delivery of 30 CRJ 700s and two CRJ200s during the year ended December 31, 2005.

Net Income. Net income increased to \$112.3 million, or \$1.90 per diluted share, for the year ended December 31, 2005, compared to \$81.9 million, or \$1.40 per diluted share, for the year ended December 31, 2004. Factors relating to the change in net income are discussed below.

Operating revenues increased 69.9% for the year ended December 31, 2005, compared to the year ended December 31, 2004. The increase in total operating revenues was primarily due to the acquisition of ASA. Airline operating and interest expenses, excluding fuel charges, per ASM decreased 7.8% to 9.5¢ for the year ended December 31, 2005, from 10.3¢ for the year ended December 31, 2004. The primary reason for the decrease was the increased capacity of our regional jet aircraft and the increase in stage lengths flown by our regional jet aircraft.

Passenger Revenues. Passenger revenues, which represented 98.7% of consolidated operating revenues for the year ended December 31, 2005, increased 70.1% to \$1.94 billion for the year ended December 31, 2005, from \$1.14 billion, or 98.6% of consolidated operating revenues, for the year ended December 31, 2004. Our passenger revenues, excluding fuel reimbursements from major partners, increased 51.9% for the year ended December 31, 2005. The increase in passenger revenues excluding fuel was primarily due to a 68.5% increase in ASMs, principally as a result of our increase in operating aircraft to 380 aircraft as of December 31, 2005, from 206 aircraft as of December 31, 2004. Revenue per ASM increased 0.7% to 15.4¢, from 15.3¢ for the year ended December 31, 2004, primarily due to an increase in fuel reimbursements from our major partners. Passenger revenues include an amount designed to reimburse us for aircraft ownership costs. The amount deemed to be rental income for the year ended 2005 was \$308.3 million.

Passenger Load Factor. Passenger load factor increased to 75.0% for the year ended December 31, 2005, from 73.5% for the year ended December 31, 2004. The increase in load factor was due primarily to the further development of our relationships with United and Delta whereby SkyWest Airlines supplements mainline service in previously established and developed markets. Additionally, we are experiencing higher passenger acceptance of our regional jet aircraft.

Ground Handling and Other Revenue. Total ground handling revenue for the year ended December 31, 2005 increased approximately 55.5% from the same period of 2004. The increase was primarily related to contracts with our major partners, whereby, SkyWest Airlines performs ground handling services for other regional airlines.

Total Airline Expenses Excluding Fuel. Total airline expenses for the year ended December 31, 2005, excluding fuel charges (which are substantially reimbursable by our major partners), increased approximately 55.2% from the same period of 2004. The increase was primarily a result of a 68.5% increase in ASMs (which resulted principally from the acquisition of ASA). Total operating expenses for the year ended December 31, 2005 increased at a lower rate than ASM growth, primarily due to the increased operating efficiencies obtained from increased stage lengths flown by the regional jets.

Operating and Interest Expenses. Operating and interest expenses increased 74.5% to \$1.80 billion for the year ended December 31, 2005, compared to \$1.03 billion for the year ended December 31, 2004. The increase in total operating and interest expenses was due principally to the acquisition of ASA. As a percentage of consolidated operating revenues, total operating and interest expenses increased to 91.5% for the year ended December 31, 2005, from 89.1% for the year ended December 31, 2004. The increase in operating and interest expenses as a percentage of consolidated operating revenues was primarily due to significant increases in fuel costs year-over-year.

The following tables set forth information regarding our operating expense components for the years ended December 31, 2005 and 2004. Operating expenses are expressed as a percentage of operating revenues. Individual expense components are also expressed as cents per ASM.

	Year ended December 31,					
	2005			2004		
	Amount	Percentage of Revenue	Cents per ASM	Amount	Percentage of Revenue	Cents Per ASM
	(in thousands)			(in thousands)		
Salaries, wages and employee benefits.	\$ 434,218	22.1	3.4	\$ 282,676	24.5	3.8
Aircraft costs.	325,771	16.6	2.6	222,837	19.3	3.0
Maintenance.	129,626	6.6	1.0	77,514	6.7	1.0
Fuel.	590,776	30.1	4.6	252,556	21.8	3.3
Other airline expenses.	263,248	13.4	2.1	175,686	15.2	2.3
Interest.	53,331	2.7	0.4	18,239	1.6	0.2
Total airline expenses.	<u>\$1,796,970</u>		<u>14.1</u>	<u>\$1,029,508</u>		<u>13.6</u>

The cost per ASM of salaries, wages and employee benefits decreased to 3.4¢ for the year ended December 31, 2005, compared to 3.8¢ for the year ended December 31, 2004. The average number of full-time equivalent employees increased 97.2% to 13,304 for the year ended December 31, 2005 from 6,747 for the year ended December 31, 2004. The increase in number of employees was due, in large part, to the acquisition of ASA and addition of personnel required for the new regional jet flying and ground handling operations within our United Express operations.

The cost per ASM for aircraft costs, including aircraft rent and depreciation, decreased to 2.6¢ for the year ended December 31, 2005, from 3.0¢ for the year ended December 31, 2004. The decrease in cost

per ASM was primarily due to the addition of ASA's regional jet fleet and the addition of thirty CRJ700s, which have a lower operating cost per ASM than CRJ200s and our existing turboprop fleets.

The cost per ASM for maintenance expense remained constant at 1.0¢ for the year ended December 31, 2005 and December 31, 2004. Under our United Express Agreement, specific amounts are included in the rates and charges for mature maintenance on regional jet engines that we record as revenue. However, consistent with the direct expense maintenance policy, we record maintenance expense on our CRJ200 engines as it is incurred. As a result, during the year ended December 31, 2005, we collected and recorded as revenue \$25.2 million (pretax) under the United Express Agreement, with no material offset to CRJ200 engine maintenance overhauls. Because the "Maintenance" line in the table set forth above does not include salaries, wages and employee benefits associated with our maintenance operations (those costs are stated separately in the table), the maintenance expense line in the above table differs from the maintenance line in our Consolidated Statements of Income set forth in Item 8 below.

The cost per ASM for fuel increased 39.4% to 4.6¢ for the year ended December 31, 2005, from 3.3¢ for the year ended December 31, 2004. This increase was primarily due to the average price of fuel increasing to \$2.05 per gallon during the year ended December 31, 2005, from \$1.45 per gallon for the year ended December 31, 2004.

The cost per ASM for other expenses, primarily consisting of landing fees, station rentals, computer reservation system fees and hull and liability insurance, decreased 8.7% to 2.1¢ for the year ended December 31, 2005, from 2.3¢ for the year ended December 31, 2004. The decrease was primarily related to the increase in stage lengths flown by our regional jets.

Interest expense increased to approximately \$53.3 million during the year ended December 31, 2005, from approximately \$18.2 million during the year ended December 31, 2004. The increase in interest expense was primarily due to the acquisition of ASA's aircraft which are primarily financed with long-term debt.

Liquidity and Capital Resources

We had working capital of \$687.0 million and a current ratio of 2.7:1 at December 31, 2006, compared to working capital of \$77.7 million and a current ratio of 1.1:1 at December 31, 2005. The increase was principally caused by cash generated from operations during 2006, a reduction to the current portion of long-term debt caused primarily by refinancing a portion of the notes payable with longer terms and proceeds from the issuance of common stock. The principal sources of cash during the year ended December 31, 2006 were \$491.6 million provided by operating activities, \$255.9 million in proceeds from the sale of marketable securities, \$123.1 million of proceeds from the issuance of long-term debt, \$114.9 million from the sale of 4.0 million shares common stock from a public offering and from the sale of common stock in connection with the exercise of stock options under our stock option and employee stock purchase plans, \$40.9 million from returns on aircraft deposits and \$7.3 million from proceeds from the sale of aircraft. We purchased \$317.0 million in marketable securities, invested \$206.4 million in flight equipment, made principal payments on long-term debt of \$92.9 million, paid \$90.0 million on lines of credit, invested \$38.6 million in buildings and ground equipment, paid \$7.5 million in cash dividends, invested \$6.1 million in other assets and paid \$0.4 million in deposits for aircraft. These factors resulted in a \$274.8 million increase in cash and cash equivalents during the year ended December 31, 2006.

Our position in marketable securities, consisting primarily of bonds, bond funds and commercial paper, increased to \$220.1 million at December 31, 2006, compared to \$159 million at December 31, 2005. The increase in marketable securities was due primarily to cash generated from operations in 2006 that were invested in marketable securities.

At December 31, 2006, our total capital mix was 41.3% equity and 58.7% debt, compared to 39.1% equity and 60.9% debt at December 31, 2005. The increase in the total capital mix during 2006 was primarily due to the completion of a public offering of 4,000,000 shares of common stock at a price of \$26.05 per share on April 17, 2006. We received approximately \$95.4 million in net proceeds from the offering which were used to pay off two revolving lines of credit, to provide working capital and for general corporate purposes.

During 2005, SkyWest Airlines increased an existing \$10.0 million line-of-credit facility, with a bank, to \$40.0 million. As of December 31, 2006, SkyWest Airlines had no borrowings outstanding under the facility. The facility expires on January 31, 2007 and bears interest at a rate equal to prime less 0.25%.

Additionally, during 2005, SkyWest Airlines entered into another borrowing facility with a financing company and borrowed \$60.0 million. As of December 31, 2006, SkyWest Airlines had repaid the borrowings under the facility and the facility was terminated.

As of December 31, 2006, we had \$33.6 million in letters of credit and surety bonds outstanding with various banks and surety institutions.

As of December 31, 2006 and 2005, we classified \$16.4 million and \$24.8 million, respectively, as restricted cash, related to our workers compensation policies and the purchase of ASA.

Significant Commitments and Obligations

General

The following table summarizes our commitments and obligations as noted for each of the next five years and thereafter (in thousands):

	<u>Total</u>	<u>2007</u>	<u>2008</u>	<u>2009</u>	<u>2010</u>	<u>2011</u>	<u>Thereafter</u>
Firm aircraft commitments	\$ 363,500	\$363,500	\$ —	\$ —	\$ —	\$ —	\$ —
Operating lease payments for aircraft and facility obligations	3,457,576	295,045	285,647	299,830	293,441	289,590	1,994,023
Principal maturities on long-term debt	1,784,131	108,505	113,034	117,890	122,970	125,946	1,195,786
Total commitments and obligations	<u>\$5,605,207</u>	<u>\$767,050</u>	<u>\$398,681</u>	<u>\$417,720</u>	<u>\$416,411</u>	<u>\$415,536</u>	<u>\$3,189,809</u>

Purchase Commitments and Options

On November 21, 2006, we announced that SkyWest, through SkyWest Airlines or ASA, had been selected by Delta to operate 12 CRJ700s previously operated by Comair. Deliveries of these aircraft began in January 2007 and are scheduled to be completed by April 2007. On December 21, 2006 we announced that SkyWest Airlines was selected by Midwest Airlines to enter into the Airline Services Agreement. Under the terms of the Airline Services Agreement, SkyWest Airlines has agreed to operate up to 25 additional CRJ200s. The initial 15 aircraft are scheduled for delivery beginning in April 2007. Our total firm aircraft orders and commitments, as of December 31, 2006, consisted of orders for eight new CRJ900s, and commitments to place into service eleven CRJ200s through third-party arrangements and to sublease 12 CRJ700's from Delta. Total expenditures for these aircraft and related flight equipment, including amounts for contractual price escalations are estimated to be approximately \$363.5 million. Additionally, our agreement with Bombardier includes options for another 38 aircraft that can be delivered in either 70 or 90-seat configurations. Delivery dates for these aircraft remain subject to final determination as agreed upon by us and our major partners.

SkyWest Airlines has not historically funded a substantial portion of its aircraft acquisitions with working capital. Rather, it has generally funded its aircraft acquisitions through a combination of operating leases and debt financing. At the time of each aircraft acquisition, we evaluate the financing alternatives available, and select one or more of these methods to fund the acquisition. In the event that alternative

financing can not be arranged at the time of delivery, Bombardier has financed aircraft acquisitions until more permanent arrangements can be made. Subsequent to this initial acquisition of an aircraft, we may also refinance the aircraft or convert one form of financing to another (e.g., replacing debt financing with leveraged lease financing).

At present, we intend to satisfy our 2007 firm aircraft purchase commitment, as well as our acquisition of any additional aircraft, through a combination of operating leases and debt financing, consistent with our historical practices. Based on current market conditions and discussions with prospective leasing organizations and financial institutions, we currently believe that we will be able to obtain financing for the committed acquisitions, as well as additional aircraft, without materially reducing the amount of working capital available for our operating activities.

Aircraft Lease and Facility Obligations

We also have significant long-term lease obligations primarily relating to our aircraft fleet. At December 31, 2006, we had 268 aircraft under lease with remaining terms ranging from one to 18 years. Future minimum lease payments due under all long-term operating leases were approximately \$3.5 billion at December 31, 2006. Assuming a 7.0% discount rate, which is the rate used to approximate the implicit rates within the applicable aircraft leases, the present value of these lease obligations would have been equal to approximately \$2.2 billion at December 31, 2006.

As part of our leveraged lease agreements, we typically agree to indemnify the equity/owner participant against liabilities that may arise due to changes in benefits from tax ownership of the respective leased aircraft. See Note 4 to our consolidated financial statements set forth in Item 8 of this Report.

Long-term Debt Obligations

Our total long-term debt at December 31, 2006 was \$1,784.1 million, of which \$1,777.2 million related to the acquisition of Brasilia turboprop, CRJ200 and CRJ700 aircraft and \$7.0 million related to our corporate office building. The average effective rate on the debt related to the Brasilia turboprop and CRJ aircraft was approximately 6.6% at December 31, 2006.

Seasonality

Our results of operations for any interim period are not necessarily indicative of those for the entire year, since the airline industry is subject to seasonal fluctuations and general economic conditions. Our operations are somewhat favorably affected by increased travel on our pro-rate routes, historically occurring in the summer months, and are unfavorably affected by decreased business travel during the months from November through January and by inclement weather which occasionally results in cancelled flights, principally during the winter months.

New Accounting Standard

In July 2006, the FASB issued Interpretation No. 48, Accounting for Uncertainty in Income Taxes, ("FIN No. 48"). FIN No. 48 prescribes a recognition threshold and measurement process for recording in the financial statements uncertain tax positions taken or expected to be taken in a tax return. Additionally, FIN No. 48 provides guidance on classification, accounting in interim periods and disclosure requirements for uncertain tax positions. The provisions of FIN No. 48 are anticipated to become effective for us beginning January 1, 2007. We are currently evaluating the impact that FIN No. 48 is anticipated to have on our results of operations and financial position; however, we do not expect that the adoption of FIN No. 48 will have a material impact on our results of operations and financial position.

ITEM 7A. QUANTITATIVE AND QUALITATIVE DISCLOSURES ABOUT MARKET RISK

Aircraft Fuel

In the past, we have not experienced difficulties with fuel availability and we currently expect to be able to obtain fuel at prevailing prices in quantities sufficient to meet our future needs. Pursuant to our contract flying arrangements, United has agreed to bear the economic risk of fuel price fluctuations on our United Express flights. On our Delta Connection regional jet flights, Delta has agreed to bear the economic risk of fuel price fluctuations. On the majority of our Delta Connection routes flown using Brasilia turboprops, we are required to bear the economic risk of fuel fluctuations. At present, we believe that our results from operations will not be materially and adversely affected by fuel price volatility.

Interest Rates

Our earnings are affected by changes in interest rates due to the amounts of variable rate long-term debt and the amount of cash and securities held. The interest rates applicable to variable rate notes may rise and increase the amount of interest expense. We would also receive higher amounts of interest income on cash and securities held at the time; however, the market value of our available-for-sale securities would likely decline. At December 31, 2006, we had variable rate notes representing 55.4% of our total long-term debt compared to 74.7% of our long-term debt at December 31, 2005. For illustrative purposes only, we have estimated the impact of market risk using a hypothetical increase in interest rates of one percentage point for both variable rate long-term debt and cash and securities. Based on this hypothetical assumption, we would have incurred an additional \$10,170,000 in interest expense and received \$4,605,000 in additional interest income for the year ended December 31, 2006 and we would have incurred an additional \$6,701,000 in interest expense and received \$4,895,000 in additional interest income for the year ended December 31, 2005.

We currently intend to finance the acquisition of aircraft through manufacturer financing, third-party leases or long-term borrowings. Changes in interest rates may impact our actual costs of acquiring these aircraft. To the extent we place these aircraft into service under our code-share agreements with Delta and United, our code-share agreements currently provide that reimbursement rates will be adjusted to levels we believe are adequate to address any changes in our aircraft ownership costs.

We have an interest rate swap agreement to manage its exposure on the debt instrument related to our headquarters. Our policies do not permit us to enter into derivative instruments for any purpose other than cash flow hedging purposes. Accordingly, we do not speculate using derivative instruments. We assess interest rate cash flow risk by identifying and monitoring changes in interest rate exposures that may adversely impact expected future cash flows and by evaluating hedging opportunities. The fair values of the Company's derivative instruments are recognized as other current liabilities in the accompanying balance sheet. In accordance with provisions of SFAS No. 133, we recorded liabilities of \$221,000 and \$344,000 at December 31, 2006 and 2005 respectively, in the accompanying consolidated balance sheets set forth in Item 8 below representing the fair value of the outstanding interest rate swap agreement. We decreased interest expense by \$123,000 and \$347,000 during the years ended December 31, 2006 and 2005, respectively, relating to adjustments to the fair value of the derivatives.

ITEM 8. FINANCIAL STATEMENTS AND SUPPLEMENTARY DATA

The information set forth below should be read together with the "Management's Discussion and Analysis of Financial Condition and Results of Operations," appearing elsewhere herein.

Report of Independent Registered Public Accounting Firm

The Board of Directors and Stockholders
SkyWest, Inc.

We have audited the accompanying consolidated balance sheets of SkyWest, Inc. and subsidiaries as of December 31, 2006 and 2005, and the related consolidated statements of income, stockholders' equity and comprehensive income, and cash flows for each of the three years in the period ended December 31, 2006. These financial statements are the responsibility of the Company's management. Our responsibility is to express an opinion on these financial statements based on our audits.

We conducted our audits in accordance with the standards of the Public Company Accounting Oversight Board (United States). Those standards require that we plan and perform the audit to obtain reasonable assurance about whether the financial statements are free of material misstatement. An audit includes examining, on a test basis, evidence supporting the amounts and disclosures in the financial statements. An audit also includes assessing the accounting principles used and significant estimates made by management, as well as evaluating the overall financial statement presentation. We believe that our audits provide a reasonable basis for our opinion.

In our opinion, the financial statements referred to above present fairly, in all material respects, the consolidated financial position of SkyWest, Inc. and subsidiaries at December 31, 2006 and 2005, and the consolidated results of their operations and their cash flows for each of the three years in the period ended December 31, 2006, in conformity with U.S. generally accepted accounting principles.

As discussed in Notes 1 and 6 to the consolidated financial statements, effective January 1, 2006 SkyWest, Inc. and subsidiaries adopted Statement of Financial Accounting Standard No. 123(R), *Share-Based Payment*.

We also have audited, in accordance with the standards of the Public Company Accounting Oversight Board (United States), the effectiveness of SkyWest, Inc.'s internal control over financial reporting as of December 31, 2006, based on criteria established in Internal Control-Integrated Framework issued by the Committee of Sponsoring Organizations of the Treadway Commission and our report dated February 27, 2007 expressed an unqualified opinion thereon.

/s/ ERNST & YOUNG LLP

Salt Lake City, Utah
February 27, 2007

SKYWEST, INC. AND SUBSIDIARIES
CONSOLIDATED BALANCE SHEETS
(Dollars in thousands)

ASSETS

	December 31, 2006	December 31, 2005
CURRENT ASSETS:		
Cash and cash equivalents	\$ 415,454	\$ 140,614
Marketable securities	220,076	159,054
Restricted cash	16,409	24,823
Income tax receivable	1,819	12,534
Receivables, net	29,431	28,267
Inventories, net	85,160	68,611
Prepaid aircraft rents	223,320	178,762
Deferred tax assets	58,134	41,012
Other current assets	45,651	39,955
Total current assets	<u>1,095,454</u>	<u>693,632</u>
PROPERTY AND EQUIPMENT:		
Aircraft and rotatable spares	2,931,990	2,727,595
Deposits on aircraft	3,219	90,235
Buildings and ground equipment	189,096	150,426
	<u>3,124,305</u>	<u>2,968,256</u>
Less-accumulated depreciation and amortization	(565,852)	(415,734)
Total property and equipment, net	<u>2,558,453</u>	<u>2,552,522</u>
OTHER ASSETS		
Intangible assets, net	30,748	33,043
Other assets	46,764	41,449
Total other assets	<u>77,512</u>	<u>74,492</u>
Total assets	<u><u>\$3,731,419</u></u>	<u><u>\$3,320,646</u></u>

See accompanying notes to consolidated financial statements.

SKYWEST, INC. AND SUBSIDIARIES
CONSOLIDATED BALANCE SHEETS (Continued)
(Dollars in thousands)

LIABILITIES AND STOCKHOLDERS' EQUITY

	December 31, 2006	December 31, 2005
CURRENT LIABILITIES:		
Current maturities of long-term debt	\$ 108,505	\$ 331,145
Accounts payable	156,831	95,283
Line of credit	—	60,000
Accrued salaries, wages and benefits	64,451	53,105
Accrued aircraft rents	24,073	26,279
Taxes other than income taxes	16,882	18,224
Other current liabilities	37,689	31,881
Total current liabilities	<u>408,431</u>	<u>615,917</u>
OTHER LONG TERM LIABILITIES	<u>35,405</u>	<u>33,829</u>
LONG TERM LINE OF CREDIT	<u>—</u>	<u>30,000</u>
LONG TERM DEBT, net of current maturities	<u>1,675,626</u>	<u>1,422,758</u>
DEFERRED INCOME TAXES PAYABLE	<u>327,384</u>	<u>225,068</u>
DEFERRED AIRCRAFT CREDITS	<u>106,280</u>	<u>79,876</u>
COMMITMENTS AND CONTINGENCES (Note 5)		
STOCKHOLDERS' EQUITY:		
Preferred stock, 5,000,000 shares authorized; none issued	—	—
Common stock, no par value, 120,000,000 shares authorized; 70,752,674 and 65,509,631 shares issued, respectively	491,405	364,535
Retained earnings	720,784	582,620
Treasury stock, at cost, 6,794,056 shares	(32,551)	(32,551)
Accumulated other comprehensive loss (Note 1)	(1,345)	(1,406)
Total Stockholders' Equity	<u>1,178,293</u>	<u>913,198</u>
Total liabilities and stockholders' equity	<u>\$3,731,419</u>	<u>\$3,320,646</u>

See accompanying notes to consolidated financial statements.

SKYWEST, INC. AND SUBSIDIARIES
CONSOLIDATED STATEMENTS OF INCOME
(In thousands, except per share amounts)

	Year Ended December 31,		
	2006	2005	2004
OPERATING REVENUES:			
Passenger	\$3,087,215	\$1,938,450	\$1,139,580
Ground handling and other	27,441	25,598	16,464
Total operating revenues	<u>3,114,656</u>	<u>1,964,048</u>	<u>1,156,044</u>
OPERATING EXPENSES:			
Flying operations	1,721,895	1,079,292	577,492
Customer service	405,781	271,746	180,578
Maintenance	311,926	186,675	113,537
Depreciation and amortization	189,885	115,275	76,817
General and administrative	146,009	90,652	62,844
Total operating expenses	<u>2,775,496</u>	<u>1,743,640</u>	<u>1,011,268</u>
OPERATING INCOME	<u>339,160</u>	<u>220,408</u>	<u>144,776</u>
OTHER INCOME (EXPENSE):			
Interest income	19,953	12,943	10,050
Interest expense	(118,002)	(53,330)	(18,239)
Gain (loss) on sale of property and equipment	(949)	175	—
Loss on sale of marketable securities	(135)	(570)	—
Total other expense, net	<u>(99,133)</u>	<u>(40,782)</u>	<u>(8,189)</u>
INCOME BEFORE INCOME TAXES	<u>240,027</u>	<u>179,626</u>	<u>136,587</u>
PROVISION FOR INCOME TAXES	<u>94,221</u>	<u>67,359</u>	<u>54,635</u>
NET INCOME	<u>\$ 145,806</u>	<u>\$ 112,267</u>	<u>\$ 81,952</u>
BASIC EARNINGS PER SHARE	<u>\$ 2.33</u>	<u>\$ 1.94</u>	<u>\$ 1.42</u>
DILUTED EARNINGS PER SHARE	<u>\$ 2.30</u>	<u>\$ 1.90</u>	<u>\$ 1.40</u>
Weighted average common shares:			
Basic	62,474	57,851	57,858
Diluted	63,382	58,933	58,350

See accompanying notes to consolidated financial statements.

SKYWEST, INC. AND SUBSIDIARIES
CONSOLIDATED STATEMENTS OF STOCKHOLDERS' EQUITY AND COMPREHENSIVE INCOME
(In thousands)

	<u>Common Stock</u>		<u>Retained</u>	<u>Treasury Stock</u>		<u>Accumulated Other</u>	
	<u>Shares</u>	<u>Amount</u>	<u>Earnings</u>	<u>Shares</u>	<u>Amount</u>	<u>Comprehensive</u>	<u>Total</u>
						<u>Loss</u>	
Balance at December 31, 2003	63,892	\$ 327,028	\$ 402,469	(5,898)	\$ (20,285)	\$ (149)	\$ 709,063
Comprehensive income:							
Net income	—	—	81,952	—	—	—	81,952
Net unrealized appreciation on marketable securities net of tax of \$607	—	—	—	—	—	(910)	(910)
Total comprehensive income							81,042
Exercise of common stock options	208	2,772	—	—	—	—	2,772
Sale of common stock under employee stock purchase plan	343	4,999	—	—	—	—	4,999
Tax benefit from exercise of common stock Options	—	442	—	—	—	—	442
Treasury stock purchases	—	—	—	(896)	(12,266)	—	(12,266)
Cash dividends declared (\$0.12 per share)	—	—	(6,997)	—	—	—	(6,997)
Balance at December 31, 2004	64,443	\$ 335,241	\$ 477,424	(6,794)	\$ (32,551)	\$ (1,059)	\$ 779,055
Comprehensive income:							
Net income	—	—	112,267	—	—	—	112,267
Net unrealized depreciation on marketable securities net of tax of \$219	—	—	—	—	—	(347)	(347)
Total comprehensive income							111,920
Exercise of common stock options	892	19,073	—	—	—	—	19,073
Sale of common stock under employee stock purchase plan	175	2,712	—	—	—	—	2,712
Tax benefit from exercise of common stock Options	—	7,509	—	—	—	—	7,509
Treasury stock purchases	—	—	—	—	—	—	—
Cash dividends declared (\$0.12 per share)	—	—	(7,071)	—	—	—	(7,071)
Balance at December 31, 2005	65,510	\$ 364,535	\$ 582,620	(6,794)	\$ (32,551)	\$ (1,406)	\$ 913,198
Comprehensive income:							
Net income	—	—	145,806	—	—	—	145,806
Net unrealized appreciation on marketable securities net of tax of \$40	—	—	—	—	—	61	61
Total comprehensive income							145,867
Sale of common stock, net of offering costs and underwriting discount of \$8,864	4,000	95,336	—	—	—	—	95,336
Exercise of common stock options	1,082	16,210	—	—	—	—	16,210
Sale of common stock under employee stock purchase plan	161	3,402	—	—	—	—	3,402
Stock based compensation expense related to the issuance of stock options and the employee stock purchase plan	—	10,771	—	—	—	—	10,771
Tax benefit from exercise of common stock options	—	1,151	—	—	—	—	1,151
Cash dividends declared (\$0.12 per share)	—	—	(7,642)	—	—	—	(7,642)
Balance at December 31, 2006	<u>70,753</u>	<u>\$ 491,405</u>	<u>\$ 720,784</u>	<u>(6,794)</u>	<u>\$ (32,551)</u>	<u>\$ (1,345)</u>	<u>\$ 1,178,293</u>

See accompanying notes to consolidated financial statements.

SKYWEST, INC. AND SUBSIDIARIES
CONSOLIDATED STATEMENTS OF CASH FLOWS
(In thousands)

	Year Ended December 31,		
	2006	2005	2004
CASH FLOWS FROM OPERATING ACTIVITIES:			
Net income	\$ 145,806	\$ 112,267	\$ 81,952
Adjustments to reconcile net income to net cash provided by operating activities:			
Depreciation and amortization	189,885	115,275	76,817
Stock based compensation expense	10,771	—	—
Maintenance expense related to disposition of rotatable spares	797	—	—
Loss (gain) on sale of property and equipment	949	(175)	—
Loss on sale of marketable securities	135	570	—
Decrease in allowance for doubtful accounts	(11)	(5)	(34)
Net increase in deferred income taxes	90,071	17,958	29,598
Tax benefit from exercise of common stock options	—	7,509	442
Amortization of deferred aircraft credits	26,525	24,923	4,444
Changes in operating assets and liabilities:			
Decrease (increase) in restricted cash	8,414	(14,524)	—
Decrease (increase) in receivables	(1,153)	7,895	(15,738)
Decrease (increase) in income tax receivable	10,715	(9,522)	53,909
Decrease (increase) in inventories	(16,549)	(8,355)	(7,842)
Decrease (increase) in other current assets and prepaid aircraft rents	(50,254)	(49,356)	1,750
Increase (decrease) in accounts payable and accrued aircraft rents	59,342	(6,638)	13,921
Increase in other current liabilities	16,192	9,712	7,647
NET CASH PROVIDED BY OPERATING ACTIVITIES	491,635	207,534	246,866
CASH FLOWS FROM INVESTING ACTIVITIES:			
Purchases of marketable securities	(317,014)	(332,269)	(499,265)
Sales of marketable securities	255,918	599,815	429,665
Purchase of ASA, net of cash acquired	—	(371,912)	—
Proceeds from the sale of aircraft	7,322	4,013	—
Acquisition of property and equipment:			
Aircraft and rotatable spare parts	(206,426)	(214,164)	(134,627)
Deposits on aircraft	(416)	(101,345)	(58,730)
Buildings and ground equipment	(38,670)	(12,745)	(18,917)
Decrease (increase) in other assets	(6,124)	6,154	(3,447)
NET CASH USED IN INVESTING ACTIVITIES	(305,410)	(422,453)	(285,321)
CASH FLOWS FROM FINANCING ACTIVITIES:			
Proceeds from issuance of long-term debt	123,103	140,980	34,450
Proceeds from sale-lease-back of aircraft	—	11,734	—
Principal payments on long-term debt	(92,875)	(51,331)	(32,282)
Return of deposits on aircraft and rotatable spare parts	40,924	36,384	47,796
Proceeds from issuance of lines of credit	—	90,000	—
Payment on lines of credit	(90,000)	—	—
Net proceeds from issuance of common stock	114,948	21,785	7,771
Purchase of treasury stock	—	—	(12,266)
Payment of cash dividends	(7,485)	(7,039)	(6,401)
NET CASH PROVIDED BY FINANCING ACTIVITIES	88,615	242,513	39,068
Increase in cash and cash equivalents	274,840	27,594	613
Cash and cash equivalents at beginning of year	140,614	113,020	112,407
CASH AND CASH EQUIVALENTS AT END OF YEAR	\$ 415,454	\$ 140,614	\$ 113,020
SUPPLEMENTAL DISCLOSURE OF CASH FLOW INFORMATION:			
Cash paid during the year for:			
Interest, net of capitalized amounts	\$ 114,119	\$ 53,720	\$ 21,108
Income taxes	\$ 2,077	\$ 54,247	\$ 5,103
NON-CASH INVESTING AND FINANCING ACTIVITIES			
Deposits applied to delivered aircraft	\$ —	\$ 22,043	\$ 3,088
Debt transferred to operating lease	\$ —	\$ 55,375	\$ —
Deposits applied as lease payments	\$ —	\$ 36,982	\$ —

See accompanying notes to consolidated financial statements.

SKYWEST, INC. AND SUBSIDIARIES
NOTES TO CONSOLIDATED FINANCIAL STATEMENTS
DECEMBER 31, 2006

(1) Nature of Operations and Summary of Significant Accounting Policies

SkyWest, Inc. (the “Company”), through its wholly-owned subsidiaries, SkyWest Airlines, Inc. (“SkyWest Airlines”) and Atlantic Southeast Airlines, Inc. (“ASA”), operates the largest regional airline in the United States. As of December 31, 2006, SkyWest and ASA offered scheduled passenger and air freight service with approximately 2,400 total daily departures to 229 different destinations in the United States, Canada, Mexico and the Caribbean. Additionally, the Company provides ground handling services for approximately ten other airlines throughout its system. As of December 31, 2006, the Company’s fleet consisted of 235 40- and 50-seat Bombardier CRJ200 Regional Jet aircraft (“CRJ200s”) (66 assigned to United Air Lines, Inc. (“United”), 169 assigned to Delta Air Lines, Inc. (“Delta”) 92 70-seat Bombardier CRJ 700 Regional Jet aircraft (“CRJ700s”) (52 assigned to United and 40 assigned to Delta), nine 70-90-seat Bombardier CRJ900 Regional Jet aircraft (“CRJ900”) (all assigned to Delta), 62 Embraer Brasilia EMB-120 turboprops (“Brasilia Turboprops”) (48 assigned to United and 14 assigned to Delta), and 12 Avions de Transport 72-210 (“ATR-72 turboprops”) (all assigned to Delta). For the year ended December 31, 2006, approximately 58.1% of the Company’s capacity was operated under the Delta code and approximately 41.9% was operated under the United code.

SkyWest Airlines has been a partner with Delta in Salt Lake City and United in Los Angeles since 1987 and 1997, respectively. In 1998, SkyWest Airlines expanded its relationship with United to provide service in Portland, Seattle/Tacoma, San Francisco and additional Los Angeles markets. In 2004, SkyWest Airlines expanded its United Express operations to provide service in Chicago. As of December 31, 2006, SkyWest Airlines operated approximately 1,600 total daily flights as a Delta Connection carrier in Salt Lake City, and a United Express carrier in Chicago (O’Hare), Denver, Los Angeles, San Francisco, Portland and Seattle/Tacoma. SkyWest Airlines believes its success in attracting multiple contractual relationships with major airline partners is attributable to its delivery of high-quality customer service with an all cabin-class fleet at a competitive cost structure.

On September 7, 2005, the Company completed the acquisition of all of the issued and outstanding capital stock of ASA. ASA is a regional airline with primary hub operations in Atlanta, Salt Lake City and Cincinnati. The consolidated statements of income for the year ended December 31, 2005 reported herein contain 114 days of operations relating to ASA from September 8, 2005 to December 31, 2005.

Pursuant to the terms of the Stock Purchase Agreement entered into between the Company, Delta and ASA Holdings, Inc. (“ASA Holdings”) the Company paid \$421.3 million in cash for ASA, plus \$5.3 million of transaction fees. Additionally, as part of the purchase, the Company assumed approximately \$1,251.3 million in long-term debt which combined with the amounts paid at closing, resulted in an aggregate purchase price of approximately \$1,677.9 million. The purchase price of ASA has been adjusted to reflect certain post-closing adjustments related to ASA’s working capital as of September 7, 2005.

ASA has been a code-share partner with Delta in Atlanta since 1984. ASA expanded its operations as a Delta Connection carrier to also include Cincinnati and Salt Lake City in September 2002 and April 2003, respectively. ASA operates approximately 750 daily flights, all in the Delta Connection system.

Basis of Presentation

The Company's consolidated financial statements include the accounts of SkyWest, Inc. and its wholly-owned subsidiaries, SkyWest Airlines and ASA, with all inter-company transactions and balances having been eliminated.

Use of Estimates

The preparation of financial statements in conformity with accounting principals generally accepted in the United States of America requires management to make estimates and assumptions that affect the reported amounts of assets and liabilities and disclosure of contingent assets and liabilities at the date of the financial statements and the reported amounts of revenues and expenses during the reporting period. Actual results could differ from those estimates.

Cash and Cash Equivalents

The Company considers all highly liquid investments with an original maturity of three months or less to be cash equivalents. The Company classified \$16.4 million and \$24.8 million of cash as restricted cash as required by the Company's workers' compensation policy and includes \$5.0 million in escrow from purchase of ASA and classified it accordingly in the consolidated balance sheets as of December 31, 2006 and 2005, respectively.

Marketable Securities

The Company's investments in marketable debt and equity securities are deemed by management to be available for sale and are reported at fair market value with the net unrealized appreciation or depreciation reported as a component of accumulated other comprehensive loss in stockholders' equity. At the time of sale, any realized appreciation or depreciation, calculated by the specific identification method, is recognized in gain (loss) on sale of marketable securities. The Company's position in marketable securities as of December 31, 2006 and 2005 was as follows (in thousands):

<u>Investment Types</u>	<u>2006</u>		<u>2005</u>	
	<u>Cost</u>	<u>Market Value</u>	<u>Cost</u>	<u>Market Value</u>
Commercial paper	\$ 32,000	\$ 32,000	\$ —	\$ —
Bond and bond funds	187,016	184,769	155,192	152,929
Asset backed securities	3,333	3,307	6,167	6,125
	<u>222,349</u>	<u>220,076</u>	<u>161,359</u>	<u>159,054</u>
Unrealized loss	(2,273)	—	(2,305)	—
Total	<u>\$220,076</u>	<u>\$220,076</u>	<u>\$159,054</u>	<u>\$159,054</u>

Marketable securities had the following maturities as of December 31, 2006 (in thousands):

<u>Maturities</u>	<u>Amount</u>
Year 2007	\$117,247
Years 2008 through 2011	603
Years 2012 through 2016	1,413
Thereafter	100,813

The Company has classified all marketable securities as short-term since it has the intent to maintain a liquid portfolio and the ability to redeem the securities within one year.

Inventories

Inventories include expendable parts, fuel and supplies and are valued at cost (FIFO basis) less an allowance for obsolescence based on historical results and management's expectations of future operations. Expendable inventory parts are charged to expense as used. An obsolescence allowance for flight equipment expendable parts is accrued based on estimated lives of the corresponding fleet types and salvage values. The inventory allowance as of December 31, 2006 and 2005 was \$3.6 million and \$2.9 million, respectively. These allowances are based on management estimates, which are subject to change.

Property and Equipment

Property and equipment are stated at cost and depreciated over their useful lives to their estimated residual values using the straight-line method as follows:

<u>Assets</u>	<u>Depreciable Life</u>	<u>Residual Value</u>
Aircraft and rotatable spares.....	10-18 years	0-30%
Ground equipment	5-7 years	0%
Office equipment	5-7 years	0%
Leasehold improvements	15 years or life of the lease	0%
Buildings	20-39.5 years	0%

Impairment of Long Lived and Intangible Assets

As of December 31, 2006, the Company had approximately \$2.6 billion of property and equipment and related assets. Additionally, as of December 31, 2006, the Company had approximately \$30.7 million in intangible assets. In accounting for these long-lived and intangible assets, the Company makes estimates about the expected useful lives of the assets, the expected residual values of certain of these assets, and the potential for impairment based on the fair value of the assets and the cash flows they generate. The Company recorded an intangible asset of approximately \$33.7 million relating to the acquisition of ASA. The intangible is being amortized over fifteen years under the strait-line method. As of December 31, 2006 and 2005, the Company recorded \$3.0 million and \$718,000 in accumulated amortization expense, respectively. Factors indicating potential impairment include, but are not limited to, significant decreases in the market value of the long-lived assets, a significant change in the condition of the long-lived assets and operating cash flow losses associated with the use of the long-lived assets. On a periodic basis, the Company evaluates whether the book value of its aircraft is impaired in accordance with Statement of Financial Accounting Standards ("SFAS") No. 144, *Accounting for the Impairment or Disposal of Long-Lived Assets*. Based on the results of the evaluations, the Company's management concluded no impairment was necessary as of December 31, 2006.

Capitalized Interest

Interest is capitalized on aircraft purchase deposits and long-term construction projects as a portion of the cost of the asset and is depreciated over the estimated useful life of the asset. During the years ended December 31, 2006, 2005 and 2004, the Company capitalized interest costs of approximately \$592,000, \$2,833,000, and \$3,397,000, respectively.

Maintenance

The Company operates under an FAA-approved continuous inspection and maintenance program. The Company uses the direct expense method of accounting for its regional jet engine overhauls where the

expense is recorded when the overhaul event occurs. In 2004, the Company entered into an engine services agreement with a third party vendor to provide long-term engine services covering the scheduled and unscheduled repairs for certain of its CRJ700 regional jet aircraft. Under the terms of the agreement, the Company pays a set dollar amount per engine hour flown on a monthly basis and the third party vendor will assume the responsibility to repair the engines at no additional cost to the Company, subject to certain specified exclusions. Maintenance costs under these contracts are recognized pursuant to the terms of the contract. The Company uses the “deferral method” of accounting for its Brasilia turboprop engine overhauls where the overhaul costs are capitalized and depreciated over the estimated useful life of the engine. The costs of maintenance for airframe and avionics components, landing gear and normal recurring maintenance are expensed as incurred. For leased aircraft, the Company is subject to lease return provisions that require a minimum portion of the “life” of an overhaul be remaining on the engine at the lease return date. For Brasilia turboprop engine overhauls related to leased aircraft to be returned, the Company adjusts the estimated useful lives of the final engine overhauls based on the respective lease return dates.

Passenger and Ground Handling Revenues

Passenger and ground handling revenues are recognized when service is provided. Under the Company’s contract and pro-rate flying agreements with Delta and United, revenue is considered earned when the flight is completed. In the event that the contractual rates have not been finalized at quarterly or annual financial statement dates, the Company records revenues based on a prior period’s approved rates, adjusted, as applicable, to reflect management’s current estimate of the results of the then-current contract negotiations.

On September 7, 2005, the Company completed the acquisition of all of the issued and outstanding capital stock of ASA from ASA Holdings. In connection with the acquisition of ASA, SkyWest Airlines and ASA entered into Delta Connection Agreements with Delta, which became effective September 8, 2005. On September 14, 2005, Delta filed for reorganization under Chapter 11 of the U.S. Bankruptcy Code. With the approval of the U.S. Bankruptcy Court charged with administration of Delta’s reorganization proceedings, Delta assumed the Delta Connection Agreements on October 6, 2005 (see footnote 2 of the consolidated financial statements).

Each of the Delta Connection Agreements provides for a fifteen-year term, subject to early termination by Delta or SkyWest Airlines or ASA, as applicable, upon the occurrence of certain events. Delta’s termination rights include (i) cross-termination rights between the two Delta Connection Agreements, (ii) the right to terminate each of the Delta Connection Agreements upon the occurrence of certain force major events, including certain labor-related events, that prevent SkyWest Airlines or ASA from performance for certain periods, and (iii) the right to terminate each of the ASA Delta Connection Agreements if SkyWest Airlines or ASA fails to maintain competitive base rate costs, subject to certain adjustment rights. In addition to the termination rights, Delta has the right to extend the term of the Delta Connection Agreements upon the occurrence of certain events or at the expiration of the initial term. SkyWest Airlines and ASA have the right to terminate their respective Delta Connection Agreements upon the occurrence of certain breaches by Delta, including the failure to cure payment defaults. SkyWest Airlines and ASA also have cross-termination rights between the two Delta Connection Agreements.

Under the terms of the SkyWest Airlines Delta Connection Agreement, Delta agrees to compensate SkyWest Airlines for its direct costs associated with operating the Delta Connection flights, plus a payment based on block hours flown. The SkyWest Airlines Delta Connection Agreement contains a multi-year rate reset provision. Under the terms of the ASA Delta Connection Agreement, Delta agrees to compensate ASA for its direct costs associated with operating the Delta Connection flights, plus, if ASA completes a certain minimum percentage of its Delta Connection flights, an additional percentage of such costs. Additionally, ASA’s Delta Connection Agreement provides for the payment of incentive compensation

upon satisfaction of certain performance goals. Under the ASA Delta Connection Agreement, excess margins over certain percentages must be returned or shared with Delta, depending on various conditions. The parties to the Delta Connection Agreements make customary representations, warranties and covenants, and the agreements contain other provisions typical of agreements of this kind, including with respect to various operational, marketing and administrative matters.

The SkyWest Airlines and ASA Delta Connection Agreements also provide revenue designated as an amount per aircraft designed to reimburse the Company for certain aircraft ownership costs. In accordance with Emerging Issues Task Force No. 01-08, *Determining Whether an Arrangement Contains a Lease* (“EITF 01-08”), the Company has concluded that a component of its revenue under the Delta Connection Agreements is rental income, inasmuch as the Delta Connection Agreements identify the “right of use” of a specific type and number of aircraft over a stated period of time. The amounts deemed to be rental income under the Delta Connection Agreements for the years ended December 31, 2006, 2005 and 2004 were \$290.5 million, \$139.9 million and \$72.5 million, respectively. These amounts were recorded as passenger revenue on the Company’s consolidated statements of income.

Effective July 31, 2003, SkyWest Airlines entered into the United Express Agreement, which sets forth the terms and conditions governing the Company’s United Express operations. The United Express Agreement has received all necessary approvals from the U.S. Bankruptcy Court charged with administration of United’s Chapter 11 reorganization proceedings. Under the terms of the United Express Agreement, SkyWest Airlines is compensated primarily on a fee-per-completed-block hour and departure basis and is reimbursed for fuel and other costs. Additionally, SkyWest Airlines is eligible for incentive compensation upon the achievement of certain performance criteria.

The United Express Agreement also provides that we earn revenue for an amount per aircraft designed to reimburse the Company for certain aircraft ownership costs. In accordance with EITF 01-08, the Company has concluded that a component of its revenue under the United Express Agreement is rental income, inasmuch as the United Express Agreement identifies the “right of use” of a specific type and number of aircraft over a stated period of time. The amounts deemed to be rental income under the United Express Agreement for the years ended December 31, 2006, 2005 and 2004 were \$196.1, \$168.4 and \$114.5 million, respectively. These amounts were recorded in passenger revenue on the Company’s consolidated statements of income. The United Express Agreement contains certain provisions pursuant to which the parties could terminate the agreement, subject to certain rights of the other party, if certain performance criteria are not maintained.

The Company’s revenues could be impacted by a number of factors, including changes to its code-share agreements with Delta and United, contract modifications resulting from contract re-negotiations and the Company’s ability to earn incentive payments contemplated under its code-share agreements.

Deferred Aircraft Credits

The Company accounts for incentives provided by aircraft manufacturers as deferred credits. The deferred credits related to leased aircraft are amortized on a straight-line basis as a reduction to rent expense over the lease term. Credits related to owned aircraft reduce the purchase price of the aircraft, which has the effect of amortizing the credits on a straight-line basis as a reduction in depreciation expense over the life of the related aircraft. The incentives are credits that may be used to purchase spare parts and pay for training and other expenses.

Income Taxes

The Company recognizes a liability or asset for the deferred tax consequences of all temporary differences between the tax basis of assets and liabilities and their reported amounts in the consolidated

financial statements that will result in taxable or deductible amounts in future years when the reported amounts of the assets and liabilities are recovered or settled.

Net Income Per Common Share

Basic net income per common share (“Basic EPS”) excludes dilution and is computed by dividing net income by the weighted average number of common shares outstanding during the period. Diluted net income per common share (“Diluted EPS”) reflects the potential dilution that could occur if stock options or other contracts to issue common stock were exercised or converted into common stock. The computation of Diluted EPS does not assume exercise or conversion of securities that would have an anti-dilutive effect on net income per common share. During the years ended December 31, 2006, 2005 and 2004, 1,219,212, 2,378,000 and 3,836,000 shares reserved for issuance upon the exercise of outstanding options were excluded from the computation of Diluted EPS respectively, as their inclusion would be anti-dilutive.

The calculation of the weighted average number of common shares outstanding for Basic EPS and Diluted EPS are as follows for the years ended December 31, 2006, 2005 and 2004 (in thousands):

	Year Ended December 31,		
	2006	2005	2004
Numerator:			
Numerator for earnings per share.....	\$145,806	\$112,267	\$81,952
Denominator:			
Denominator for basic earnings per-share weighted			
average shares	62,474	57,851	57,858
Dilution due to stock options.....	908	1,082	492
Denominator for diluted earnings per-share weighted			
average shares	63,382	58,933	58,350
Basic earnings per-share.....	\$ 2.33	\$ 1.94	\$ 1.42
Diluted earnings per-share.....	\$ 2.30	\$ 1.90	\$ 1.40

Stock Options

Prior to January 1, 2006, the Company applied Accounting Principles Board Opinion No. 25 (“Opinion No. 25”), and related interpretations in accounting for its stock-based compensation plans. SFAS No. 123, *Accounting for Stock-Based Compensation*, requires pro forma information regarding net income and net income per share as if stock options were accounted for under the fair value method which is described more fully in Note 6 below. The Company did not record any stock-based compensation expense related to stock options for the years ended December 31, 2005 and 2004. See note 6 regarding the Company’s adoption of SFAS No. 123(R), *Share Based Payment* (“SFAS No. 123(R)”) effective January 1, 2006.

The following table contains the pro forma disclosures and the related impact on net income and net income per share for the years ended December 31, 2005 and 2004 (in thousands, except per share information):

	<u>Year Ended December 31,</u>	
	<u>2005</u>	<u>2004</u>
Net income:		
As reported	\$ 112,267	\$ 81,952
Stock based compensation under fair value method	(4,927)	(6,706)
Pro forma	\$ 107,340	\$ 75,246
Net income per common share:		
Basic as reported	\$ 1.94	\$ 1.42
Basic pro forma	\$ 1.86	\$ 1.30
Diluted as reported	\$ 1.90	\$ 1.40
Diluted pro forma	\$ 1.82	\$ 1.29

Comprehensive Income

The Company reports comprehensive income in accordance with SFAS No. 130, *Reporting Comprehensive Income*, which establishes standards for reporting and displaying comprehensive income and its components in financial statements. Comprehensive income includes charges and credits to stockholders' equity that are not the result of transactions with shareholders. As of December 31, 2006 and 2005, accumulated other comprehensive loss included adjustments, net of tax, to reflect unrealized appreciation (depreciation) on marketable securities. The Company recorded net unrealized appreciation (depreciation) of \$61,000, \$(347,000) and \$(910,000), net of income taxes, on marketable securities for the years ended December 31, 2006, 2005, and 2004 respectively. These adjustments have been reflected in the accompanying consolidated statements of stockholders' equity and comprehensive income.

Fair Value of Financial Instruments

The carrying amounts reported in the consolidated balance sheets for receivables and accounts payable approximate fair values because of the immediate or short-term maturity of these financial instruments. Marketable securities are reported at fair value based on market quoted prices in the consolidated balance sheets. The fair value of the Company's long-term debt is estimated based on current rates offered to the Company for similar debt and approximates \$1,760.8 million as of December 31, 2006, as compared to the carrying amount of \$1,784.1 million. The Company's fair value of long-term debt as of December 31, 2005 was \$1,751.8 million as compared to the carrying amount of \$1,753.9 million.

SFAS No. 133, *Accounting for Derivative Instruments and Certain Hedging Activities* and SFAS No. 138, *Accounting for Certain Derivative Instruments and Certain Hedging Activity*, an amendment of SFAS 133, and related interpretations require that all derivative instruments be recorded on the balance sheet at their respective fair values.

The Company has an interest rate swap agreement to manage its exposure on the debt instrument related to the Company's headquarters. The Company's policies do not permit management to enter into derivative instruments for any purpose other than cash flow hedging purposes. Accordingly, the Company does not speculate using derivative instruments. The Company assesses interest rate cash flow risk by identifying and monitoring changes in interest rate exposures that may adversely impact expected future cash flows and by evaluating hedging opportunities. The fair values of the Company's derivative instruments are recognized as other current liabilities in the accompanying balance sheet. In accordance with provisions of SFAS No. 133, the Company recorded liabilities of \$221,000 and \$344,000 at December 31, 2006 and 2005 respectively, in the accompanying consolidated balance sheets representing

the fair value of the outstanding interest rate swap agreement. The Company decreased interest expense by \$123,000, \$347,000 and \$209,000 during the years ended December 31, 2006, 2005 and 2004 respectively, relating to adjustments to the fair value and of the derivatives.

Segment Reporting

SFAS No. 131, *Disclosures about Segments of an Enterprise and Related Information* requires disclosures related to components of a company for which separate financial information is available that is evaluated regularly by the Company's chief operating decision maker in deciding how to allocate resources and in assessing performance. Management believes that the Company has only one reportable segment in accordance with SFAS No. 131 because the Company's business consists of scheduled regional airline service.

New Accounting Standard

In July 2006, the FASB issued Interpretation No. 48, *Accounting for Uncertainty in Income Taxes*, ("FIN No. 48"). FIN No. 48 prescribes a recognition threshold and measurement process for recording in the financial statements uncertain tax positions taken or expected to be taken in a tax return. Additionally, FIN No. 48 provides guidance on classification, accounting in interim periods and disclosure requirements for uncertain tax positions. The provisions of FIN No. 48 will become effective for the Company beginning January 1, 2007. The Company is currently evaluating the impact that FIN No. 48 will have on its results of operations and financial position, however, the Company does not expect that the adoption of FIN No. 48 will have a material impact on its results of operations and financial position.

(2) Acquisition of ASA

On September 7, 2005, the Company completed the acquisition of all of the issued and outstanding capital stock of ASA. ASA is a regional airline with primary hub operations in Atlanta, Salt Lake City and Cincinnati. The consolidated statements of income for the year ended December 31, 2005 reported herein contain 114 days of operations relating to ASA from September 8, 2005 to December 31, 2005.

Pursuant to the terms of the Stock Purchase Agreement entered into between the Company, Delta and ASA Holdings the Company paid \$421.3 million in cash for ASA, plus \$5.3 million of transaction fees. Additionally, as part of the purchase, the Company assumed approximately \$1,251.3 million in long-term debt which combined with the amounts paid at closing, resulted in an aggregate purchase price of approximately \$1,677.9 million. The purchase price of ASA has been adjusted to reflect certain post-closing adjustments related to ASA's working capital as of September 7, 2005.

In connection with the acquisition of ASA, SkyWest Airlines, ASA and Delta entered into Delta Connection Agreements whereby SkyWest Airlines and ASA agreed to provide regional airline service in the Delta flight system through SkyWest Airlines and ASA. Among other provisions, the Delta Connection Agreements provide for the transfer of certain ownership and lease rights among SkyWest Airlines, ASA, Delta and Comair Inc., a wholly-owned subsidiary of Delta ("Comair"). As part of the Delta Connection Agreements, SkyWest Airlines, ASA, Delta and/or Comair, as applicable, have terminated two master sublease agreements with respect to ten Bombardier CRJ200s and transferred to Delta ten CRJ200s financed in part by an affiliate of Bombardier, and ASA and Delta entered into a sublease agreement whereby ASA is subleasing the ten CRJ200s from Delta.

The acquisition value of ASA was accounted for using the purchase method of accounting. Accordingly, the aggregate purchase price was assigned to the assets and liabilities assumed based on respective fair market values at the purchase date. During the year ended December 31, 2006, the Company finalized the purchase price allocation associated with the ASA acquisition, which resulted in a \$5.0 million decrease in liabilities and property and equipment. The Company recorded an intangible asset

of approximately \$33.7 million relating to the acquisition of ASA. The intangible is being amortized over fifteen years using the straight-line method.

(3) Long-term Debt

Long-term debt consisted of the following as of December 31, 2006 and 2005 (in thousands):

	<u>December 31, 2006</u>	<u>December 31, 2005</u>
Notes payable to banks, due in semi-annual installments, variable interest based on LIBOR, or with interest rates ranging from 4.16% to 7.18% through 2012 to 2020, secured by aircraft. . . .	\$ 623,071	\$ 666,758
Notes payable to a financing company, due in semi-annual installments, variable interest based on LIBOR, or with interest rates ranging from 4.83% to 8.33% through 2007 to 2021, secured by aircraft.	643,826	643,831
Notes payable to banks, due in semi-annual installments plus interest at 6.06% to 7.18% through 2021, secured by aircraft.	281,999	297,624
Notes payable to a financing company, due in semi-annual installments plus interest at 5.78% to 6.23% through 2019, secured by aircraft.	86,375	93,327
Notes payable to banks, due in monthly installments plus interest of 6.86% to 7.38% through 2025, secured by aircraft.	101,254	—
Notes payable to banks, due in semi-annual installments, plus interest at 6.05% to 7.38%, net of the benefits of interest	29,545	31,406
Notes payable to banks, due in semi-annual installments, plus interest at 3.72% to 3.86%, net of the benefits of interest rate subsidies through the Brazilian Export financing program, through 2011, secured by aircraft.	11,105	13,546
Notes payable to a bank, due in monthly installments interest based on LIBOR through 2012, interest rate at 7.9% secured by building.	6,956	7,411
Long-term debt	<u>\$1,784,131</u>	<u>\$1,753,903</u>
Less current maturities	<u>(108,505)</u>	<u>(331,145)</u>
Long-term debt, net of current maturities.	<u>\$1,675,626</u>	<u>\$1,422,758</u>

At December 31, 2006, the three-month and six-month LIBOR rates were 5.36% and 5.37%, respectively.

The aggregate amounts of principal maturities of long-term debt as of December 31, 2006 were as follows (in thousands):

2007	\$ 108,505
2008	113,034
2009	117,890
2010	122,970
2011	125,946
Thereafter.....	<u>1,195,786</u>
	<u>\$1,784,131</u>

During 2005, SkyWest Airlines increased an existing \$10.0 million line-of-credit facility, with a bank, to \$40.0 million. As of December 31, 2006 and 2005, SkyWest Airlines had \$0 and \$30 million, respectively, outstanding under the facility. The facility expired on January 31, 2007 and bears interest at a rate equal to prime less 0.25%.

Additionally, during 2005, SkyWest Airlines entered into another borrowing facility with a financing company and had \$60.0 million outstanding as of December 31, 2005. As of December 31, 2006, SkyWest Airlines had repaid the borrowings under the facility and the facility had been terminated.

During the year ended December 31, 2006, fourteen CRJ700s were refinanced from short-term financing arrangement facilities into long-term financing facilities with the same company.

As of December 31, 2006, the Company had \$33.6 million in letters of credit and surety bonds outstanding with various banks and surety institutions.

Certain of the Company's long-term debt arrangements contain limitations on, among other things, the sale or lease of assets and ratio of long-term debt to tangible net worth. As of December 31, 2006, the Company was in compliance with all debt covenants contained in its long-term debt agreements. Management believes that in the absence of unusual circumstances, the working capital available to the Company will be sufficient to meet the present financial requirements, including expansion, capital expenditures, lease payments and debt service obligations for at least the next 12 months.

During 2005, aircraft deposits with Bombardier of \$22.0 million were applied as down payments to Bombardier for temporary financing of aircraft while the Company arranged for permanent long-term financing through debt and other third party leasing arrangements. When the Company obtained long-term debt financing, the debt agreements were written such that the long-term debt could be refinanced into operating leases. Hence, in 2005, \$55.4 million in debt was settled and replaced with long-term operating leases.

During 2005, SkyWest Airlines entered into a third party long-term leveraged lease facility for 32 regional jet aircraft. In conjunction with this financing transaction, SkyWest Airlines applied \$37.0 million of amounts previously held on deposit by the manufacturer as lease payments required under the lease.

(4) Income Taxes

The provision for income taxes includes the following components (in thousands):

	Year ended December 31,		
	2006	2005	2004
Current tax provision (benefit):			
Federal	\$ (41,914)	\$ 45,714	\$ 13,009
State	(8,419)	5,798	4,643
	<u>(50,333)</u>	<u>51,512</u>	<u>17,652</u>
Deferred tax provision:			
Federal	123,646	13,124	33,817
State	20,908	2,723	3,166
	<u>144,554</u>	<u>15,847</u>	<u>36,983</u>
Provision for income taxes	<u>\$ 94,221</u>	<u>\$ 67,359</u>	<u>\$ 54,635</u>

The following is a reconciliation between the statutory Federal income tax rate of 35% and the effective rate which is derived by dividing the provision for income taxes by income before provision for income taxes (in thousands):

	Year ended December 31,		
	2006	2005	2004
Computed "expected" provision for income taxes at the statutory rates	\$ 84,009	\$ 62,869	\$ 47,805
Increase in income taxes resulting from:			
State income taxes, net of Federal income tax benefit	11,867	6,387	5,313
Other, net	(1,655)	(1,897)	1,516
Provision for income taxes	<u>\$ 94,221</u>	<u>\$ 67,359</u>	<u>\$ 54,634</u>

The significant components of the net deferred tax assets and liabilities are as follows (in thousands):

	As of December 31,	
	2006	2005
Deferred tax assets:		
Accrued benefits	\$ 16,560	\$ 14,673
Net operating loss carryforward	57,598	7,265
AMT credit carryforward	—	—
Accrued reserves and other	41,574	19,074
Total deferred tax assets	<u>115,732</u>	<u>41,012</u>
Deferred tax liabilities:		
Accelerated depreciation	(355,103)	(204,598)
Maintenance and other	(29,879)	(20,470)
Total deferred tax liabilities	<u>(384,982)</u>	<u>(225,068)</u>
Net deferred tax liability	<u>\$ (269,250)</u>	<u>\$ (184,056)</u>

The Company's income tax receivable and deferred tax liabilities were primarily generated through accelerated bonus depreciation on newly purchased aircraft and support equipment in accordance with the Job Creation and Worker Assistance Act of 2002.

(5) Commitments and Contingencies

Lease Obligations

The Company leases 268 aircraft, as well as airport facilities, office space, and various other property and equipment under non-cancelable operating leases which are generally on a long-term net rent basis where the Company pays taxes, maintenance, insurance and certain other operating expenses applicable to the leased property. Management expects that, in the normal course of business, leases that expire will be renewed or replaced by other leases. The following table summarizes future minimum rental payments required under operating leases that have initial or remaining non-cancelable lease terms in excess of one year as of December 31, 2006 (in thousands):

<u>Year ending December 31,</u>	
2007	\$ 295,045
2008	285,647
2009	299,830
2010	293,441
2011	289,590
Thereafter	1,994,023
	<u>\$3,457,576</u>

In January 2003, the FASB issued Interpretation No. 46 ("FIN 46"), *Consolidation of Variable Interest Entities*, which requires the consolidation of variable interest entities. The majority of the Company's leased aircraft are owned and leased through trusts whose sole purpose is to purchase, finance and lease these aircraft to the Company; therefore, they meet the criteria of a variable interest entity. However, since these are single owner trusts in which the Company does not participate, the Company is not at risk for losses and is not considered the primary beneficiary. As a result, based on the current rules, the Company is not required to consolidate any of these trusts or any other entities in applying FIN 46. Management believes that the Company's maximum exposure under these leases is the remaining lease payments.

Total rental expense for non-cancelable aircraft operating leases was approximately \$281.5 million, \$210.2 million and \$145.9 million for the years ended December 31, 2006, 2005 and 2004, respectively. The above minimum rental expense does not include airport station rents, which amounted to approximately \$50.3 million, \$29.6 million and \$21.0 million for the years ended December 31, 2006, 2005 and 2004, respectively.

The Company's leveraged lease agreements, typically obligate the Company to indemnify the equity/owner participant against liabilities that may arise due to changes in benefits from tax ownership of the respective leased aircraft. The terms of these contracts range up to 18 years. The Company did not accrue any liability relating to the indemnification to the equity/owner participant because of management's assessment that the probability of this occurring is remote.

Self-insurance

The Company self-insures a portion of its potential losses from claims related to workers' compensation, environmental issues, property damage, medical insurance for employees and general liability. Losses are accrued based on an estimate of the ultimate aggregate liability for claims incurred, using standard industry practices and the Company's actual experience. Actual results could differ from these estimates.

Purchase Commitments and Options

On November 21, 2006, the Company announced that SkyWest had been selected by Delta to operate 12 CRJ700s previously operated by Comair. Deliveries of these aircraft began in January 2007 and are scheduled to be completed by April 2007. On December 21, 2006 the Company announced that SkyWest Airlines was selected by Midwest Airlines to enter into an airline services agreement. Under the terms of the agreement, SkyWest Airlines has agreed to operate up to 25 additional CRJ200s. The initial 15 aircraft are scheduled for delivery beginning in April 2007. The Company's total firm aircraft orders and commitments, as of December 31, 2006, consisted of orders for eight CRJ900s, and commitments to operate eleven CRJ200s to be acquired through third-party lease arrangements and sublease 12 CRJ700's from Delta. Total expenditures for these aircraft and related flight equipment, including amounts for contractual price escalations are estimated to be approximately \$363.5 million through April 2007. Additionally, the Company's agreement with Bombardier includes options for another 38 aircraft that can be delivered in either 70 or 90-seat configurations. Delivery dates for these aircraft remain subject to final determination as agreed upon by the Company and its major partners.

Legal Matters

The Company is subject to certain legal actions which it considers routine to its business activities. As of December 31, 2006, management believes, after consultation with legal counsel, that the ultimate outcome of such legal matters is not likely to have a material adverse effect on the Company's financial position, liquidity or results of operations.

Concentration Risk and Significant Customers

The Company requires no collateral from its major partners or customers but monitors the financial condition of its major partners. The Company maintains an allowance for doubtful accounts receivable based upon expected collectability of all accounts receivable. The Company's allowance for doubtful accounts totaled \$47,000 and \$58,000 as of December 31, 2006 and 2005, respectively. For the years ended December 31, 2006, 2005 and 2004, the Company's contractual relationships with Delta and United combined accounted for approximately 95.6%, 98.5% and 95.0%, respectively of the Company's total revenues.

Employees

As of December 31, 2006 the Company and SkyWest Airlines collectively employed 8,792 full-time equivalent employees consisting of 3,799 pilots and flight attendants, 3,562 customer service personnel, 972 mechanics and other maintenance personnel, and 459 administration and support personnel. None of these employees are currently represented by a union. The Company is aware, however, that collective bargaining group organization efforts among SkyWest Airlines' employees occur from time to time and the Company anticipates that such efforts will continue in the future. During 2004, SkyWest Airlines' pilots voted against a resolution to join an officially recognized union. Under governing rules, SkyWest Airlines' pilots may vote again on this issue at any time because one year has passed since the previous vote.

As of December 31, 2006, ASA employed approximately 5,658 full-time equivalent employees consisting of 2,376 pilots and flight attendants, 2,135 customer service personnel, 853 mechanics and other maintenance personnel, and 294 administration and support personnel. Three of ASA's employee groups are represented by unions. ASA's pilots are represented by the Air Line Pilots Association International, ASA's flight attendants are represented by the Association of Flight Attendants—CWA, and ASA's flight controllers are represented by the Professional Airline Flight Control Association. The collective bargaining agreements between ASA and its pilots and flight attendants became amendable September 15, 2002 and September 26, 2003, respectively. ASA has been negotiating with the pilots and flight attendants

unions since 2002 and 2003, respectively. Each of these negotiations is currently under the jurisdiction of mediators supplied by the National Mediation Board. The collective bargaining agreement between ASA and its flight controllers became amendable in April 2006.

(6) Capital Transactions

Preferred Stock

The Company is authorized to issue 5,000,000 shares of preferred stock in one or more series without shareholder approval. No shares of preferred stock are presently outstanding. The Company's Board of Directors is authorized, without any further action by the stockholders of the Company, to (i) divide the preferred stock into series; (ii) designate each such series; (iii) fix and determine dividend rights; (iv) determine the price, terms and conditions on which shares of preferred stock may be redeemed; (v) determine the amount payable to holders of preferred stock in the event of voluntary or involuntary liquidation; (vi) determine any sinking fund provisions; and (vii) establish any conversion privileges.

Common Stock

On April 17, 2006, the Company completed a public offering of 4,000,000 shares of common stock at a price of \$26.05 per share. The Company received approximately \$95.3 million in net proceeds which were used to pay off two revolving lines of credit, to provide working capital and for general corporate purposes.

Stock Compensation

Effective January 1, 2001, the Company adopted two stock option plans: the Executive Stock Incentive Plan (the "Executive Plan") and the 2001 Allshare Stock Option Plan (the "Allshare Plan"). These plans replaced the Company's Combined Incentive and Non-Statutory Stock Option Plans (the "Prior Plans"); however, as of December 31, 2006, options to purchase approximately 717,000 shares of the Company's common stock remained outstanding under the Prior Plans. The Executive Plan provides for the issuance of options to purchase up to 4,000,000 shares of common stock to officers, directors and other management employees of which 3,696,477 options had been issued as of December 31, 2006. The Allshare Plan provides for the issuance of options to purchase up to 4,000,000 shares of common stock to employees of the Company, of which 2,508,961 options had been issued as of December 31, 2006. The Company's Board of Directors has adopted amendments that reduce the total number shares issuable under the Executive Plan and the Allshare plan to 3,700,000 and 2,510,000 shares, respectively. As of December 31, 2006, 3,523 shares and 1,039 shares remained available for issuance under the Executive Plan and Allshare Plan, respectively.

On May 2, 2006, the Company's shareholders approved the adoption of the SkyWest Inc. Long-Term Incentive Plan, which provides for the issuance of up to 6,000,000 shares of common stock to the Company's directors, employees, consultants and advisors (the "2006 Incentive Plan"). The 2006 Incentive Plan provides for awards in the form of options to acquire shares of common stock, stock appreciation rights, restricted stock grants and performance awards. The 2006 Incentive Plan is administered by the Compensation Committee of the Company's Board of Directors (the "Compensation Committee") who is authorized to designate option grants as either incentive or non-statutory. Incentive stock options are granted at not less than 100% of the market value of the underlying common stock on the date of grant. Non-statutory stock options are granted at a price as determined by the Compensation Committee.

Effective January 1, 2006, the Company adopted the fair value recognition provisions of SFAS No. 123(R), using the modified-prospective transition method. Under the modified-prospective transition method, compensation cost recognized during the year ended December 31, 2006 includes compensation cost for all share-based payments granted to, but not yet vested as of January 1, 2006, based on the grant date fair value estimated in accordance with the original provisions of SFAS No. 123. Results for prior periods have not been restated.

The fair value of stock options has been estimated as of the grant date using the Black-Scholes option pricing model. The Company uses historical data to estimate option exercises and employee termination in the option pricing model. The expected term of options granted is derived from the output of the option pricing model and represents the period of time that options granted are expected to be outstanding. The expected volatilities are based on the historical volatility of the Company's traded stock and other factors. During the year ended December 31, 2006, the Company granted 376,890 stock options to employees under the 2006 Incentive Plan. The following table shows the assumptions used and weighted average fair value for grants in the years ended December 31, 2006, 2005 and 2004.

	<u>2006</u>	<u>2005</u>	<u>2004</u>
Expected annual dividend rate	0.70%	0.70%	0.63%
Risk-free interest rate	4.31%	3.87%	2.75%
Average expected life (years)	4.1	6.0	4.0
Expected volatility of common stock	0.294	0.391	0.422
Forfeiture rate	6.0%	6.7%	6.6%
Weighted average fair value of option grants	\$ 6.80	\$ 7.04	\$ 6.66

As required by SFAS No. 123(R), the Company recorded share-based compensation expense only for those options that are expected to vest. The estimated fair value of the stock options is amortized over the vesting period of the respective stock option grants.

During the year ended December 31, 2006, the Company granted 317,823 shares of restricted stock to the Company's employees under the 2006 Incentive Plan. The restricted stock has a three-year vesting period, during which the recipient must remain employed with the Company or its subsidiaries. Additionally, the Company granted 12,600 fully vested shares of restricted stock to the Company's directors. The fair value of the stock on the date of grants made during the year ended December 31, 2006 was \$23.80 per share. The following table summarizes the restricted stock activity as of December 31, 2006:

	<u>2006</u>	
	<u>Number of Shares</u>	<u>Weighted- Average Grant-Date Fair Value</u>
Non-vested shares outstanding at beginning of year	—	\$ —
Granted	330,423	23.80
Vested	(12,600)	23.80
Cancelled	(5,072)	23.80
Non-vested shares outstanding at end of year	312,751	\$23.80

During the year ended December 31, 2006, the Company recorded equity-based compensation expense of \$10.8 million related to the adoption of SFAS No. 123(R) and the issuance of restricted stock under the 2006 Incentive Plan. As a result of adopting SFAS No. 123(R) on January 1, 2006, the Company's net income for the year ended December 31, 2006 was \$7.6 million lower than if the Company had continued to account for share-based compensation under Opinion No. 25. Basic and diluted earnings per share for the year ended December 31, 2006 was \$0.13 and \$0.11, respectively, lower than if the Company had continued to account for share-based compensation under Opinion No. 25. The impact of

SFAS No. 123(R) on net income and basic and diluted earnings per share also includes the impact of the employee stock purchase plan (see Note 7).

Prior to the adoption of SFAS No. 123(R), the Company presented all tax benefits of deductions resulting from the exercise of stock options as operating cash flows in the statement of cash flows. SFAS No. 123(R) requires the cash flows resulting from the tax benefits of deductions in excess of the compensation cost recognized for those options (excess tax benefit) to be presented as financing cash flows in the statement of cash flows. During the year ended December 31, 2006, the Company had no tax benefit from deductions in excess of the compensation cost recognized for those options.

As of December 31, 2006, the Company had \$12.3 million of total unrecognized compensation cost related to non-vested stock options and non-vested restricted stock grants. Total unrecognized compensation cost will be adjusted for future changes in estimated forfeitures. The Company expects to recognize this cost over a weighted average period of 1.0 years.

Options are exercisable for a period as defined by the Compensation Committee at the date granted; however, no stock option will be exercisable before six months have elapsed from the date it is granted and no incentive stock option shall be exercisable after ten years from the date of grant. The following table summarizes the stock option activity for all plans for the years ended December 31, 2006, 2005 and 2004:

	2006				2005		2004	
	Number of Options	Weighted Average Exercise Price	Weighted Average Remaining Contractual Term	Aggregate Intrinsic Value (\$000)	Number of Options	Weighted Average Exercise Price	Number of Options	Weighted Average Exercise Price
Outstanding at beginning of year	6,301,002	\$18.38	7.1 years	\$53,452	5,531,101	\$19.39	4,690,122	\$19.27
Granted	376,890	23.80			1,826,050	17.11	1,134,812	19.18
Exercised	(1,069,073)	15.16			(891,292)	21.71	(207,755)	12.12
Cancelled	(104,247)	19.03			(164,857)	17.58	(86,078)	18.31
Outstanding at end of year	<u>5,504,572</u>	19.36	6.5 years	\$33,862	<u>6,301,002</u>	18.38	<u>5,531,101</u>	19.39
Exercisable at December 31, 2006 . . .	2,379,124	20.36	4.4 years	\$12,251				
Exercisable at December 31, 2005 . . .	2,365,386	22.42	5.0 years	\$10,510				

The total intrinsic value of options exercised during the years ended December 31, 2006, 2005 and 2004 was \$14.2 million, \$7.1 million and \$1.1 million, respectively.

The following table summarizes the status of the non-vested stock options as of December 31, 2006:

	2006	
	Number of Shares	Weighted-Average Grant-Date Fair Value
Non-vested shares at beginning of year	3,935,616	\$6.35
Granted	376,890	6.80
Vested	(1,107,631)	4.85
Cancelled	(79,427)	5.79
Non-vested shares at end of year	<u>3,125,448</u>	<u>\$6.88</u>

The following table summarizes information about stock options outstanding at December 31, 2006:

Range of Exercise Prices	Options Outstanding			Options Exercisable	
	Number Outstanding	Weighted Average Remaining Contractual Life	Weighted Average Exercise Price	Number Exercisable	Weighted Average Exercise Price
\$10 to \$15.....	771,410	4.5 years	\$ 11.43	771,410	\$ 11.43
\$16 to \$21.....	3,145,688	7.3 years	18.17	392,000	20.13
\$22 to \$27.....	1,587,474	5.9 years	25.56	1,215,714	26.10
\$10 to \$27.....	5,504,572	6.5 years	19.36	2,379,124	20.36

(7) Retirement Plan and Employee Stock Purchase Plan

SkyWest Retirement Plan

The Company sponsors the SkyWest, Inc. Employees' Retirement Plan (the "SkyWest Plan"). Employees who have completed 90 days of service and are at least 18 years of age are eligible for participation in the SkyWest Plan. Employees may elect to make contributions to the SkyWest Plan. The Company matches 100% of such contributions up to 2%, 4% or 6% of the individual participant's compensation, based upon length of service. Additionally, a discretionary contribution may be made by the Company. The Company's combined contributions to the SkyWest Plan were \$7.2 million, \$10.5 million and \$9.7 million for the years ended December 31, 2006, 2005 and 2004, respectively.

ASA Retirement Plan

ASA sponsors the Atlantic Southeast Airlines, Inc. Investment Savings Plan ("ASA Plan"). Employees who have completed 90 days of service and are 18 years of age are eligible for participation in the ASA Plan. Employees may elect to make contributions to the ASA Plan however, ASA limits the amount of company match at 6% of each participant's total compensation. Additionally, ASA matches the individual participant's contributions from 20% to 75%, depending on the length of the participant's service. The Company's contribution to the ASA Plan was \$4.1 million in 2006 and no contributions were made for the period from date of acquisition through December 31, 2005. Additionally, participants are 100% vested in their elective deferrals and rollover amounts and from 10% to 100% vested in company matching contributions based on length of service.

Employee Stock Purchase Plan

In February 1996, the Company's Board of Directors approved the SkyWest, Inc. 1995 Employee Stock Purchase Plan (the "Stock Purchase Plan"). All employees who have completed 90 days of employment are eligible to participate, except employees who own five percent or more of the Company's common stock. The Stock Purchase Plan enables employees to purchase shares of the Company's common stock at a 15% discount, through payroll deductions. Employees can contribute up to 15% of their base pay, not to exceed \$21,250 each calendar year, for the purchase of shares. Shares are purchased semi-annually at a 15% discount based on the lower of the beginning or the end of the period price. Employees can terminate their participation in the Stock Purchase Plan at anytime upon written notice.

The following table summarizes purchases made under the Employee Stock Purchase Plan:

	Year Ended December 31,		
	2006	2005	2004
Number of share purchased.....	161,369	175,480	343,136
Average price of shares purchased.....	\$ 21.08	\$ 15.45	\$ 14.57

The Stock Purchase Plan is a compensatory plan under SFAS 123(R) because the shares are purchased semi-annually at a 15% discount based on the lower of the beginning or the end of the period price. During the year ended December 31, 2006, the Company recorded compensation expense of \$1.8 million related to Stock Purchase Plan. The fair value of the shares purchased under the Stock Purchase Plan was determined using the Black-Scholes option pricing model with the following assumptions: a risk free rate of 4.8%, a volatility factor of 29.4%, a weighted average life of four months and an expected annual dividend rate of 0.7%.

During the year ended December 31, 2005, the Company discovered that it had issued 329,606 more shares of common stock than originally authorized to certain of its employees participating in its Employee Stock Purchase Plan. Of the shares sold in excess of the Employee Stock Purchase Plan's authorized limit, 154,126 shares were sold on January 4, 2005 at a price of \$14.35 per share and 175,480 shares were sold on July 5, 2005 at a price of \$15.45 per share. Because the shares that exceed the original authorized shares were not deemed to be qualified under the Stock Purchase Plan, the intrinsic value of these shares on the purchase date was recorded as compensation expense.

(8) Related-Party Transactions

The Company's President, Chairman of the Board and Chief Executive Officer, serves on the Board of Directors of Zion's Bancorporation ("Zion's"). The Company maintains a line of credit (see Note 2) and certain bank accounts with Zion's. Zion's is an equity participant in leveraged leases on two CRJ200 and four Brasilia turboprop aircraft operated by the Company. Zion's also serves as the Company's transfer agent. The Company's cash balance in the accounts held at Zion's as of December 31, 2006 and 2005 was \$10,974,000, and \$30,693,000, respectively.

One of the Company's former directors is a shareholder in Soltis Investment Advisors, Inc. ("Soltis"). Prior to June 2006, Soltis provided cash management advisory services for a portion of the Company's cash programs, to the SkyWest Plan and the Company's deferred executive compensation plan. Soltis received no amount in 2006 and \$263,000 in 2005 for fees from Fidelity relating to the Company's cash programs. Soltis received approximately \$156,000 in 2006 and \$144,850 in 2005 for fees for advisory services to the SkyWest Plan and the Company's executive deferred compensation plan. With respect to the Company's executive deferred compensation plan, Soltis provided consulting services in conjunction with the Newport Group. Soltis received \$20,000 during 2006 and 2005 from the Newport Group.

ITEM 9. CHANGES IN AND DISAGREEMENTS ON ACCOUNTING AND FINANCIAL DISCLOSURE

None.

ITEM 9A. CONTROLS AND PROCEDURES

Disclosure Controls and Procedures

Under the supervision and with the participation of our management, including our principal executive officer and principal financial officer, we conducted an evaluation of our disclosure controls and procedures, as such term is defined under Rule 13a-14(c) promulgated under the Securities Exchange Act of 1934, as amended (the “Exchange Act”), within 90 days of the filing date of this Report. During the year ended December 31, 2006, we changed ASA’s accounting software system to the SkyWest accounting software system. Based on this evaluation, our principal executive officer and principal financial officer concluded that our disclosure controls and procedures are effective in alerting them on a timely basis to material information required to be included in our reports filed or submitted under the Exchange Act. There have been no other significant changes (including corrective actions with regard to material weaknesses) in our internal controls or in other factors that could significantly affect these controls subsequent to the date of the evaluation referenced above.

Report of Management on Internal Control over Financial Reporting

Our management is responsible for establishing and maintaining adequate internal control over financial reporting as defined in Rules 13a-15(f) under the Exchange Act. Our internal control over financial reporting is a process designed to provide reasonable assurance regarding the reliability of financial reporting and the preparation of financial statements for external purposes in accordance with accounting principles generally accepted in the United States of America. Internal control over financial reporting includes those written policies and procedures that:

- pertain to the maintenance of records that, in reasonable detail, accurately and fairly reflect the transactions and dispositions of our assets;
- provide reasonable assurance that transactions are recorded as necessary to permit preparation of financial statements in accordance with accounting principles generally accepted in the United States of America;
- provide reasonable assurance that our receipts and expenditures are being made only in accordance with authorization of our management; and
- provide reasonable assurance regarding prevention or timely detection of unauthorized acquisition, use or disposition of assets that could have a material effect on our consolidated financial statements.

Internal control over financial reporting includes the controls themselves, monitoring and internal auditing practices and actions taken to correct deficiencies as identified.

Because of its inherent limitations, internal control over financial reporting may not prevent or detect misstatements. Also, projections of any evaluation of effectiveness to future periods are subject to the risk that controls may become inadequate because of changes in conditions, or that the degree of compliance with the policies or procedures may deteriorate.

Our management assessed the effectiveness our internal control over financial reporting as of December 31, 2006. Our management’s assessment was based on criteria for effective internal control over financial reporting described in “Internal Control—“Integrated Framework” issued by the Committee of Sponsoring Organizations of the Treadway Commission. Our management’s assessment included an

evaluation of the design of our internal control over financial reporting and testing of the operational effectiveness of our internal control over financial reporting. Our management reviewed the results of its assessment with the Audit Committee of our Board of Directors. Based on this assessment, our management determined that, as of December 31, 2006, we maintained effective internal control over financial reporting.

Ernst & Young LLP, an independent registered public accounting firm, who audited and reported on our consolidated financial statements included in this Report, has issued an attestation report on management's assessment of internal control over financial reporting. This attestation Report appears on page 71 of this report.

Report of Independent Registered Public Accounting Firm

The Board of Directors and Stockholders
SkyWest, Inc.

We have audited management's assessment, included in the accompanying Report of Management on Internal Control Over Financial Reporting, that SkyWest, Inc. maintained effective internal control over financial reporting as of December 31, 2006, based on criteria established in Internal Control—Integrated Framework issued by the Committee of Sponsoring Organizations of the Treadway Commission (the COSO criteria). SkyWest, Inc.'s management is responsible for maintaining effective internal control over financial reporting and for its assessment of the effectiveness of internal control over financial reporting. Our responsibility is to express an opinion on management's assessment and an opinion on the effectiveness of the company's internal control over financial reporting based on our audit.

We conducted our audit in accordance with the standards of the Public Company Accounting Oversight Board (United States). Those standards require that we plan and perform the audit to obtain reasonable assurance about whether effective internal control over financial reporting was maintained in all material respects. Our audit included obtaining an understanding of internal control over financial reporting, evaluating management's assessment, testing and evaluating the design and operating effectiveness of internal control, and performing such other procedures as we considered necessary in the circumstances. We believe that our audit provides a reasonable basis for our opinion.

A company's internal control over financial reporting is a process designed to provide reasonable assurance regarding the reliability of financial reporting and the preparation of financial statements for external purposes in accordance with generally accepted accounting principles. A company's internal control over financial reporting includes those policies and procedures that (1) pertain to the maintenance of records that, in reasonable detail, accurately and fairly reflect the transactions and dispositions of the assets of the company; (2) provide reasonable assurance that transactions are recorded as necessary to permit preparation of financial statements in accordance with generally accepted accounting principles, and that receipts and expenditures of the company are being made only in accordance with authorizations of management and directors of the company; and (3) provide reasonable assurance regarding prevention or timely detection of unauthorized acquisition, use, or disposition of the company's assets that could have a material effect on the financial statements.

Because of its inherent limitations, internal control over financial reporting may not prevent or detect misstatements. Also, projections of any evaluation of effectiveness to future periods are subject to the risk that controls may become inadequate because of changes in conditions, or that the degree of compliance with the policies or procedures may deteriorate.

In our opinion, management's assessment that SkyWest, Inc. maintained effective internal control over financial reporting as of December 31, 2006, is fairly stated, in all material respects, based on the COSO criteria. Also, in our opinion, SkyWest, Inc. maintained, in all material respects, effective internal control over financial reporting as of December 31, 2006, based on the COSO criteria.

We have also audited, in accordance with the standards of the Public Company Accounting Oversight Board (United States), the consolidated balance sheets of SkyWest, Inc. and subsidiaries as of December 31, 2006 and 2005, and the related consolidated statements of income, stockholders' equity and comprehensive income, and cash flows for each of the three years in the period ended December 31, 2006 of SkyWest, Inc. and subsidiaries and our report dated February 27, 2007 expressed an unqualified opinion thereon.

/s/ ERNST & YOUNG LLP

Salt Lake City, Utah
February 27, 2007

ITEM 9B. OTHER INFORMATION

None.

PART III

Items 10, 11, 12, 13 and 14 in Part III of this Report are incorporated herein by reference to our definitive proxy statement for our 2007 Annual Meeting of Shareholders scheduled for May 1, 2007. Our definitive proxy statement will be filed with the SEC not later than 120 days after December 31, 2006, pursuant to Regulation 14A of the Securities Exchange Act of 1934, as amended.

		Headings in Proxy Statement
ITEM 10.	DIRECTORS, EXECUTIVE OFFICERS AND CORPORATE GOVERNANCE	“Election of Directors”, “Corporate Governance” and “Executive Compensation”
ITEM 11.	EXECUTIVE COMPENSATION	“Executive Compensation” and “Compensation Committee Report”
ITEM 12.	SECURITY OWNERSHIP OF CERTAIN BENEFICIAL OWNERS AND MANAGEMENT AND RELATED STOCKHOLDER MATTERS	“Election of Directors” and “Security Ownership”
ITEM 13.	CERTAIN RELATIONSHIPS AND RELATED TRANSACTIONS	“Executive Compensation”
ITEM 14.	PRINCIPAL ACCOUNTANT FEES AND SERVICES	“Audit Committee Disclosure”

PART IV

ITEM 15. EXHIBITS AND FINANCIAL STATEMENT SCHEDULES

(a) Documents Filed:

1. Financial Statements: Reports of Independent Auditors, Consolidated Balance Sheets as of December 31, 2006 and 2005, Consolidated Statements of Income for the years ended December 31, 2006, 2005 and 2004, Consolidated Statements of Cashflows for the year ended December 31, 2006, 2005 and 2004, Consolidated Statements of Owners Equity for the years ended December 31, 2006, 2005 and 2004 and Notes to Consolidated Financial Statements.
2. Financial Statement Schedule. The following consolidated financial statement schedule of our company is included in this Item 15.
 - Report of independent auditors on financial statement schedule
 - Schedule II—Valuation and qualifying accounts

All other schedules for which provision is made in the applicable accounting regulations of the Commission are not required under the related instructions or are not applicable, and therefore have been omitted.

(b) Exhibits

Number	Exhibit	Incorporated by Reference
3.1	Restated Articles of Incorporation	(1)
3.2	Amended and Restated Bylaws	(2)
4.1	Specimen of Common Stock Certificate	(3)
10.1	Amended and Restated Delta Connection Agreement, dated as of September 8, 2005, between SkyWest Airlines, Inc. and Delta Air Lines, Inc.	(4)
10.2	Second Amended and Restated Delta Connection Agreement, dated as of September 8, 2005, between Atlantic Southeast Airlines, Inc. and Delta Air Lines, Inc.	(4)
10.3	United Express Agreement dated September 9, 2003, between United Air Lines, Inc., and SkyWest Airlines, Inc.	(5)
10.4	Stock Option agreement dated January 28, 1987 between Delta Air Lines, Inc. and SkyWest, Inc.	(6)
10.5	Lease Agreement dated December 1, 1989 between Salt Lake City Corporation and SkyWest Airlines, Inc.	(7)
10.6(a)	Master Purchase Agreement between Bombardier and SkyWest Airlines, Inc.	(8)
10.6(b)	Supplement to Master Purchase Agreement between Bombardier, and SkyWest Airlines, Inc.	(5)
10.7	SkyWest, Inc. Amended and Combined Incentive and Non-Statutory Stock Option Plan	(9)
10.8(a)	SkyWest Inc. 1995 Employee Stock Purchase Plan	(10)
10.8(b)	First Amendment to SkyWest, Inc. 1995 Employee Stock Purchase Plan	(11)
10.8(c)	Second Amendment to SkyWest Inc. 1995 Employee Stock Purchase Plan	(11)
10.8(d)	Third Amendment to SkyWest Inc. 1995 Employee Stock Purchase Plan	(12)
10.9	SkyWest Inc. 2006 Employee Stock Purchase Plan	(13)
10.10	SkyWest Inc. Executive Stock Incentive Plan	(14)
10.11	SkyWest Inc. Allshare Stock Option Plan	(14)
10.12(a)	2004 Restatement of the SkyWest Inc. Employees' Retirement Plan	(11)
10.12(b)	Amendment Number One to the 2004 Restatement of the SkyWest Inc. Employees' Retirement Plan	(11)
10.12(c)	Amendment Number Two to the 2004 Restatement of the SkyWest, Inc. Employees' Retirement Plan	(11)
10.13(a)	Atlantic Southeast Airlines, Inc. Investment Savings Plan	(11)

<u>Number</u>	<u>Exhibit</u>	<u>Incorporated by Reference</u>
10.13(b)	First Amendment to the Atlantic Southeast Airlines, Inc. Investment Savings Plan	(11)
10.13(c)	Second Amendment to the Atlantic Southeast Airlines, Inc. Investment Savings Plan	(11)
10.13(d)	Third Amendment to the Atlantic Southeast Airlines, Inc. Investment Savings Plan	(11)
10.13(e)	Fourth Amendment to the Atlantic Southeast Airlines, Inc. Investment Savings Plan	(11)
10.14	Airline Services Agreement dated December 20, 2006 by and between SkyWest Airlines, Inc. And Midwest Airlines, Inc. (confidential treatment has been requested for this exhibit and the confidential portions have been filed with the Securities and Exchange Commission)	Filed herewith
21.1	Subsidiaries of the Registrant	(1)
23.1	Consent of Independent Registered Public Accounting Firm	Filed herewith
31.1	Certification of Chief Executive Officer	Filed herewith
31.2	Certification of Chief Financial Officer	Filed herewith
32.1	Certification of Chief Executive Officer	Filed herewith
32.2	Certification of Chief Financial Officer	Filed herewith

-
- (1) Incorporated by reference to the exhibits to a Registration Statement on Form S-3, File No. 333-129832
- (2) Incorporated by reference to a Registration Statement on Form S-3, File No. 33-74290
- (3) Incorporated by reference to a Registration Statement on Form S-3, File No. 333-42508
- (4) Incorporated by reference to Registrant's Form 8-K/A filed on February 12, 2006
- (5) Incorporated by reference to exhibits to Registrant's Form 10-Q filed on September 30, 2003
- (6) Incorporated by reference to the exhibits to Registrant's Forms 8-K filed on January 21, 1998 and February 11, 1998
- (7) Incorporated by reference to the exhibits to Registrant's Form 10-Q filed for the quarter ended December 31, 1986
- (8) Incorporated by reference to the exhibits to Registrant's Form 10-Q filed on February 13, 2003
- (9) Incorporated by reference to the exhibits to a Registration Statement on Form S-8, Filed No. 33-41285
- (10) Incorporated by reference to the exhibits to Registrant's Form 10-K for the year ended December 31, 2005
- (11) Incorporated by reference to the exhibits to Registrant's form 10-K for the year ended December 31, 2005
- (12) Incorporated by reference to the exhibits to a Registration Statement on Form S-8, File No. 333-130846
- (13) Incorporated by reference to the exhibits to a Registration Statement on Form S-8, File No, 333-130848
- (14) Incorporated by reference to the exhibits to Registrant's Form 10-Q filed on July 28, 2000

Report of Independent Registered Public Accounting Firm

We have audited the consolidated financial statements of SkyWest, Inc. and subsidiaries (the "Company") as of December 31, 2006 and 2005, and for each of the three years in the period ended December 31, 2006, and have issued our report thereon dated February 27, 2007 (included elsewhere in this Form 10-K). Our audits also included the financial statement schedule listed in Item 15(a) of this Form 10-K. This schedule is the responsibility of the Company's management. Our responsibility is to express an opinion based on our audits.

In our opinion, the financial statement schedule referred to above, when considered in relation to the basic financial statements taken as a whole, presents fairly in all material respects the information set forth therein.

/s/ ERNST & YOUNG LLP

Salt Lake City, Utah

February 27, 2007

SKYWEST, INC. AND SUBSIDIARIES
SCHEDULE II—VALUATION AND QUALIFYING ACCOUNTS
For the Years Ended December 31, 2006, 2005 and 2004
(Dollars in thousands)

<u>Description</u>	<u>Balance at Beginning of Year</u>	<u>Additions Charged to Costs and Expenses</u>	<u>Deductions</u>	<u>Balance at End of Year</u>
Year Ended December 31, 2006:				
Allowance for inventory obsolescence	\$ 2,916	\$ 1,083	\$ (394)	\$ 3,605
Allowance for doubtful accounts receivable	58	5	(16)	47
Sales allowance	10,200	(3,500)	(6,700)	—
	<u>\$13,174</u>	<u>\$ (2,412)</u>	<u>\$ (7,110)</u>	<u>\$ 3,652</u>
Year Ended December 31, 2005:				
Allowance for inventory obsolescence	\$ 2,033	\$ 883	\$ —	\$ 2,916
Allowance for doubtful accounts receivable	24	64	(30)	58
Sales allowance	—	10,200	—	10,200
	<u>\$ 2,057</u>	<u>\$11,147</u>	<u>\$ 30</u>	<u>\$13,174</u>
Year Ended December 31, 2004:				
Allowance for inventory obsolescence	\$ 1,926	\$ 505	\$ (398)	\$ 2,033
Allowance for doubtful accounts receivable	59	540	(575)	24
	<u>\$ 1,985</u>	<u>\$ 1,045</u>	<u>\$ (973)</u>	<u>\$ 2,057</u>

SIGNATURES

Pursuant to the requirements of Section 13 or 15 (d) of the Securities Act of 1934, as amended, the Registrant has duly caused this Annual Report on Form 10-K for the year ended December 31, 2006, to be signed on its behalf by the undersigned, thereunto duly authorized, on February 28, 2007.

SKYWEST, INC.

By /s/ BRADFORD R. RICH
Bradford R. Rich
*Executive Vice President, Chief Financial Officer
and Treasurer*

ADDITIONAL SIGNATURES

Pursuant to the requirement of the Securities Act of 1934, as amended, this Annual Report on Form 10-K has been signed below by the following persons in the capacities and on the dates indicated.

<u>Names</u>	<u>Capacities</u>	<u>Date</u>
<u>/s/ JERRY C. ATKIN</u> Jerry C. Atkin	Chairman of the Board and Chief Executive Officer	February 28, 2007
<u>/s/ BRADFORD R. RICH</u> Bradford R. Rich	Executive Vice President, Chief Financial Officer And Treasurer	February 28, 2007
<u>/s/ STEVEN F. UDVAR-HAZY</u> Steven F. Udvar-Hazy	Lead Director	February 28, 2007
<u>/s/ J. RALPH ATKIN</u> J. Ralph Atkin	Director	February 28, 2007
<u>/s/ MERVYN K. COX</u> Mervyn K. Cox	Director	February 28, 2007
<u>/s/ IAN M. CUMMING</u> Ian M. Cumming	Director	February 28, 2007
<u>/s/ W. STEVE ALBRECHT</u> W. Steve Albrecht	Director	February 28, 2007
<u>/s/ ROBERT G. SARVER</u> Robert G. Sarver	Director	February 28, 2007
<u>/s/ MARGARET S. BILLSON</u> Margaret S. Billson	Director	February 28, 2007
<u>/s/ HENRY EYRING JR.</u> Henry Eyring Jr.	Director	February 28, 2007

(This page has been left blank intentionally.)

(This page has been left blank intentionally.)

OFFICERS AND DIRECTORS

OFFICERS - SKYWEST, INC. AND SUBSIDIARIES

Jerry C. Atkin

Elected Chairman of the Board, 1991.
Chief Executive Officer since 1975.

Bradford R. Rich

Executive Vice President, Chief Financial Officer,
and Treasurer since 1991.
Previously Corporate Controller.
20 years service.

Eric D. Christensen

Vice President – Planning since 1991.
Corporate Secretary since 1994.
22 years service.

Michael J. Kraupp

Vice President – Finance and Asst. Treasurer
since 2001. Previously Vice President -
Controller. 16 years service.

Russell A. Childs

Vice President – Controller since 2001.
Previously Sr. Director – Controller.
6 years service.

James B. Jensen

Vice President – Information Technology
since 2001. Previously Sr. Director
Information Technology. 17 years service.

OFFICERS OF SKYWEST AIRLINES, INC.

Ron B. Reber

President and Chief Operating Officer
since 2005. Previously Executive Vice President
and Chief Operating Officer. 29 years service.

James K. Boyd

Vice President – Customer Service since
1991. Previously Director of Stations and
Station Manager. 25 years service.

H. Michael Gibson

Vice President – Maintenance since 1991.
Previously Director of Quality Assurance.
19 years service.

Steven L. Hart

Vice President – Market Development since
1991. Previously Director - Market
Planning and Market Analysis.
21 years service.

Bradford R. Holt

Vice President – Flight Operations since
1991. Previously Director of Flight
Standards. 24 years service.

Necia Clark-Mantle

Vice President – People since 2001.
Previously Sr. Director – Inflight
20 years service

Sonya Wolford

Vice President – Inflight since 2002.
Previously Sr. Director - Inflight.
12 years service.

OFFICERS - ATLANTIC SOUTHEAST AIRLINES, INC.

Bryan LaBrecque

President and Chief Operating Officer since
2005. Previously Senior Vice President and
Chief Operating Officer. Various positions
with Delta Air Lines. 8 years service.

Charlie Tutt

Vice President– Flight Operations since 2005.
Various positions with Delta Air Lines
including line pilot, flight instructor and
chief pilot. 2 years service.

Anthony J. DiNota

Vice President – Maintenance and Engineering
since 2001. Various positions with Delta
Air Lines including General Manager
Aircraft Engines and Aircraft Base
Maintenance. 6 years service.

Lisa R. Walker

Vice President – Airport Operations since
2002. Previously Managing Director Airport
Operations. 25 years service.

Eva Durham

Vice President – Inflight Services since
1999. Various positions with TWA including
Flight Service Manager and System Manager –
Special Projects. 8 years service.

Samuel Watts

Vice President – People since 2005. Previously
Vice President – Planning and Logistics.
25 years service.

BOARD OF DIRECTORS

Jerry C. Atkin

Chairman of the Board of Directors
Elected Chairman 1991
Chief Executive Officer of SkyWest, Inc.
Member of the Board since 1974.

J. Ralph Atkin

Attorney-at-Law
Founder of SkyWest, Inc.
Member Audit & Finance Committee
Member Nominating & Corp Governance
Member of the Board since 1972.

Mervyn K. Cox

Orthodontist & President – Sunburst Investments
Member Compensation Committee
Member of the Board since 1974.

Ian M. Cumming

Chairman Leucadia National Corp.
Member Compensation Committee
Chairman, Nominating & Corp Governance
Member of the Board since 1986

Steven F. Udvar-Hazy

Chairman of the Board, Director and
Chief Executive Officer - ILFC
Board Lead Director
Member Compensation Committee
Member Nominating & Corp Governance
Member of the Board since 1986

BOARD OF DIRECTORS CONTINUED

Robert G. Sarver

Chairman and Chief Executive Officer of
Western Alliance Bancorporation
Member Audit and Finance Committee
Member of the Board since 2000

W. Steve Albrecht

Associate Dean, Marriott School of
Management, BYU
Ph.D., Certified Public Accountant, Certified
Internal Auditor, Certified Fraud Examiner
Chairman Audit and Finance Committee
Member Nominating & Corp Governance
Member of the Board since 2003

Henry J. Eyring

Managing Director Active and Online Learning -
Brigham Young University - Idaho.
Chairman, Compensation Committee
Member Audit & Finance Committee
Member of the Board since 1995

Margaret S. (Peg) Billson

Chief Operating Officer, Eclipse Aviation Corp.
Member Compensation Committee
Member of the Board since November 2006

CORPORATE INFORMATION

Stock Information

NASDAQ Stock Symbol: SKYW

Registrar and Transfer Agent

Zions First National Bank
Stock Transfer Department
PO Box 9088
Salt Lake City, UT 84130

Independent Public Accountants

Ernst & Young LLP
Suite 800
60 East South Temple
Salt Lake City, UT 84111

Corporate Headquarters

SkyWest, Inc.
444 South River Road
St. George, UT 84790
Tel: (435) 634-3000
www.skywest.com

